

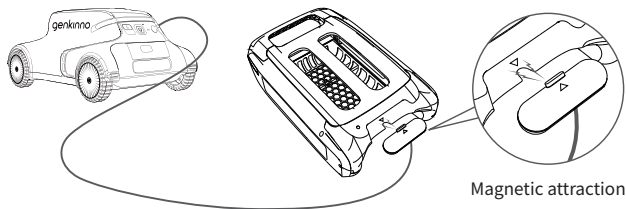
genkinno

Panoramic Skimmer

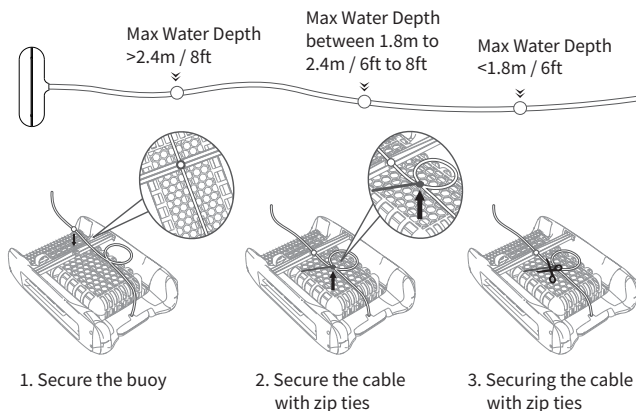


Tutorial Video

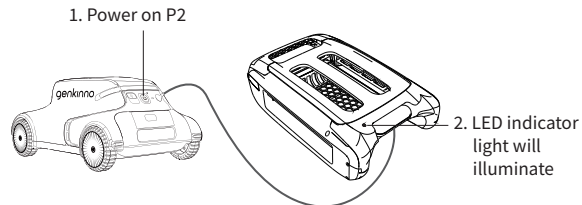
1. Connect to Genkinno P2 Robotic Pool Cleaner
Before connecting, make sure the interface is dry.



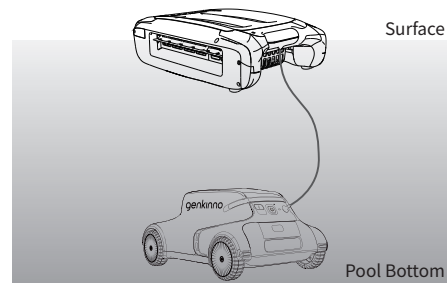
2. Adjust the length of the floating cable of the cleaning robot
Adjust the buoyancy line to the appropriate length based on the depth of the pool to achieve better cleaning performance.



3. Power on the product and the LED indicator is turned on



4. Put the product in water to clean water surface



5. Take out & clean the trash can

