

# UNDERWATER LIGHTS

## WL-PT

PT Underwater Light – a smart, thin wonder designed to bring intelligence and elegance to your underwater space. With a thin profile of just 14mm, this smart lighting solution exudes elegance. Thanks to the epoxy resin filling process, the internal light not only guarantees high water resistance and efficient heat dissipation, but is also compatible with all types of swimming pool installations.

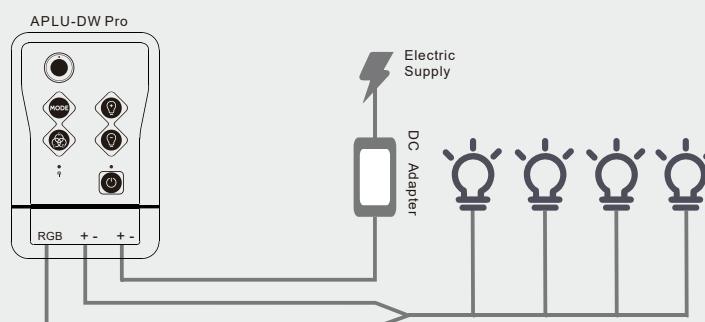
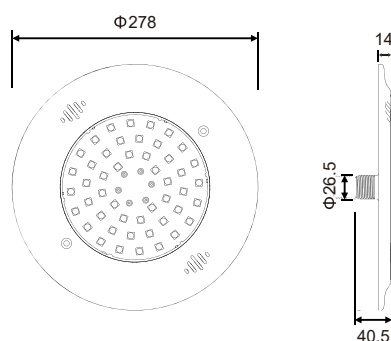
### Main features:

- Wide beam angle up to 130° to avoid glare
- Constant current driving mode.
- Supports AC12V/DC12-24V safe low-voltage power supply, providing you with stronger selectivity and wider adaptability.
- Lifespan: 50,000 hours.
- Operating temperature: 0-45° C
- Color rendering index: 80.
- Face ring: ABS/Stainless steel 304.



### RGB control method

- WL-APLU-DW control system: control panel+remote controller, Wifi 2.4G, 433 MHZ (12V/AC or 12-24V/DC power input).
- WL-APLU-DW-PRO control system: Wifi+App control, you can adjust the brightness, working mode, timing setting, color change through the mobile phone, and the light color changes with the rhythm of the music. (Compatible with Android and iOS systems).
- ON/OFF control: (12V/AC power input).
- WL-YAQ control: with remote controller(12V/AC power input).






Scan QR to  
download  
the APP




## Installation method

- Wall-mounted with kit.
- Retrofit parts for niche light, fit for European or American niche.


### 1 American light niche (retrofit parts A)




### 2 European light niche (retrofit parts B)



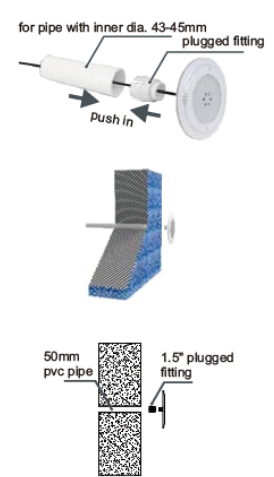
### 3 Wall mounted



### 4 3/4" thread part



### 5 Plugged fitting



## TECHNICAL DATA

Model	Power(W)	Voltage(V)	LED QTY	Light source	Colour	Lumination flux	Installation type
WL-PT-024JTB	24W	AC12V/DC12-24V	48	SMD LED	Cool/Warm white	1750	<input checked="" type="checkbox"/> Wall mounted with kit. <input checked="" type="checkbox"/> With retrofit for niche. <input checked="" type="checkbox"/> Recessed with kit.
WL-PTS-024JTB (SS face ring)	24W	AC12V/DC12-24V	48	SMD LED	Cool/Warm white	1750	
WL-PT-024JTC	24W	AC12V/DC12-24V	48	SMD LED	RGB	980	
WL-PTS-024JTC (SS face ring)	24W	AC12V/DC12-24V	48	SMD LED	RGB	980	