T-105 6V 225Ah

Sealed Lead-Acid (SLA) Deep Cycle Battery



Applications

- EV Golf Cart, Utility Vehicles or NEV
- Scissor Lifts, Aerial Work Platforms
- Floor Sweeper, Scrubbers or Floor Cleaning Machine
- Material Handling
- Renewable Energy
- Engine Starting

General Features

- DOD 50% more than 1,200 life cycles
- Long life and high stability under high temperature environment
- Design for usable at tropical countries
- Rechargeable and maintenance-free
- Gel VRLA (Valved Regulated Lead-Acid) battery

Specifications

BCI Group Size	Model	Voltage	Cell	[1] Capacity (Ah) @ 25°C						[2] Minutes of Discharge			Internal Resistance	[3] CCA	Dimensions (mm)				Weight (kg)
				1 hr rate	2 hr rate	5 hr rate	10 hr rate	20 hr rate	100 hr rate	@25A	@56A	@75A			L	W	H	TH	
GC2	T-105	6V	3	131	150	185	208	225	252	450	171	120	≤ 2.5mΩ	900	260	180	265	272	34.2

[1] The amount of amp-hours (Ah) a battery can deliver when discharged at a constant rate a 25ºC and maintain a voltage above 1.75V/cell. Capacities are based on peak performance.
[2] The number of minutes a battery can deliver when discharged at a constant rate at 25ºC and maintain a voltage above 1.75 V/cell. Capacities are based on peak performance.
[3] CCA (Cold Cranking Amps) - the discharge load in amperes which a new, fully charged battery can maintain for 30 seconds at 0°F (-18°C) at a voltage above 1.2 V/cell.

Charging Instructions

Recommended Charge Current	**Cyclic Application**
- With Temperature Compensation	45 A Max.
- Without Temperature Compensation	19 - 45 A
Charge Voltage (6 Volts)	7.2 - 7.35 V
Bulk Charge	7.30 V
Absorption Charge	7.30 V
Float Charge	6.85 V
Temperature Compensate Factor	- 4 mV/°C/Cell

DO NOT charge at temperature corrected voltages above 7.5 Volts (2.5 Volts/cell).
Use of voltage controlled charger is a requirement for warranty coverage.
For best cycle llfe, limit discharge to less than 50% of the battery's 20 hour capacity.

Operating Temperature

Discharge:	-15°C~45°C
Charge:	-15°C~45°C
Storage:	-15°C~45°C

Dimensions and Terminal

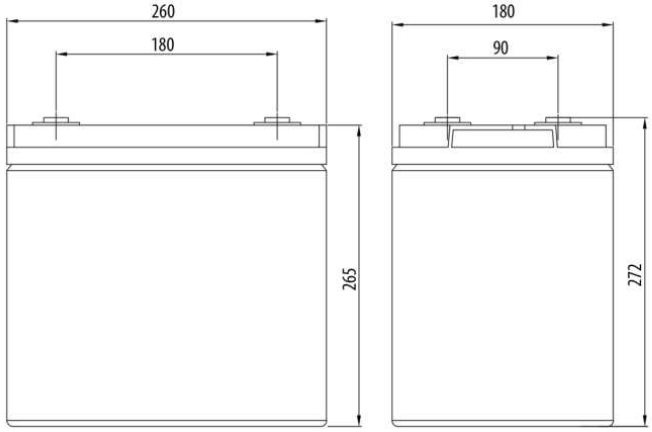

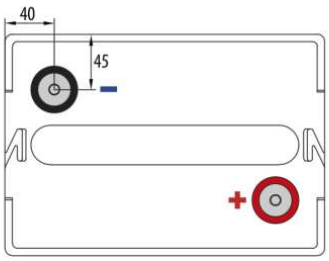

Battery bank spacing required, 12.5mm minimum.

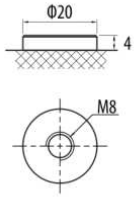

Terminal: M8

T-105 6V 225Ah

Sealed Lead-Acid (SLA) Deep Cycle Battery

Battery Construction

Positive plate	Negative plate	Container&Cover	Safety valve	Terminal	Seperator	Electrolyte	Pillar seal
Thick high Sn, low Ca grid	Pb-Ca grid	ABS	Si-Rubber	Copper insert M8	PVC/AGM seperator for high pressure cell	Silicone Gel	Two layers epoxy resin seal

Charging characteristics

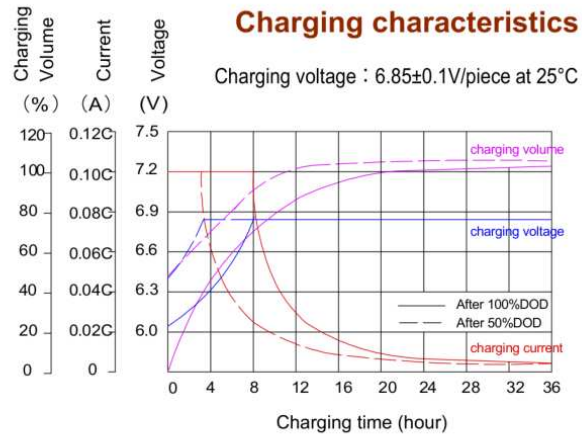

Discharge characteristics (25°C)

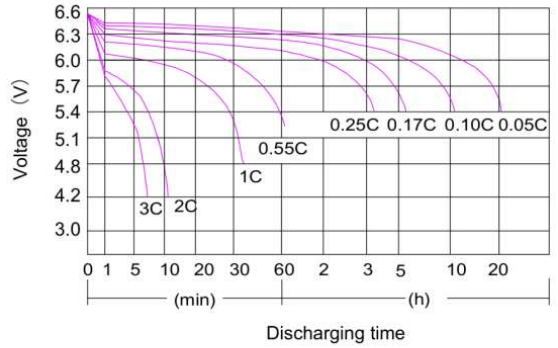

Cycle life vs. Depth of discharge (25°C)



Temperature effect on capacity

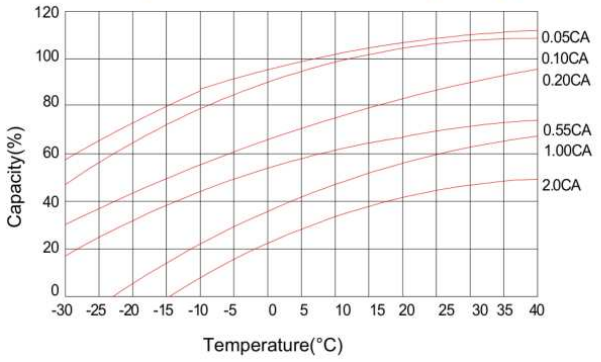

DENA ENGINEERING CO.,LTD.

185/1 Wongsawang Road, Wongsawang, Bangsue, Bangkok 10800 THAILAND

Tel. 02-587-7780, 02-910-9600 e-mail: dena@dena.co.th www.dena.co.th