6FM65 12V 65Ah (20hr) Sealed Lead Acid (SLA) Battery



The rechargeable batteries are lead-lead dioxide systems. The dilute sulfuric acid electrolyte is absorbed by separators and plates and thus immobilized. Should the battery be accidentally overcharged producing hydrogen and oxygen, special one-way valves allow the gases to escape thus avoiding excessive pressure build-up. Otherwise, the battery is completely sealed and is, therefore, maintenance-free, leak proof and usable in any position.

Battery Construction

Component	Positive plate	Negative plate	Container&Cover	Safety valve	Terminal	Separator	Electrolyte
Raw material	Lead dioxide	Lead	ABS UL94 HB	Rubber	Copper	Fiberglass	Sulfuric acid

General Features

- Absorbent Glass Mat (AGM) technology for efficient gas recombination of up to 99% and freedom from electrolyte maintenance or water adding.
- Not restricted for air transport-complies with IATA/ICAO Special Provision A67.
- Can be mounted in any orientation.
- Computer designed lead, calcium tin alloy grid for high power density.
- Long service life, float or cyclic applications.
- Maintenance-free operation.
- Low self discharge.
- Valve Regulated Lead Acid (VRLA) battery
- V0 Class Flame-Retardant ABS (UL94V-0) container and cover is optional
- Six months shelf life at 25ºC
- Design life 8-10 years depend on temperature, float charging*

Dimensions and Weight

Length(mm / inch)	350/ 13.78
Width(mm / inch)	167 / 6.57
Height(mm / inch)	179 / 7.05
Total Height(mm / inch)	179 / 7.05
Approx. Weight(Kg / lbs)	20.9 / 45.98

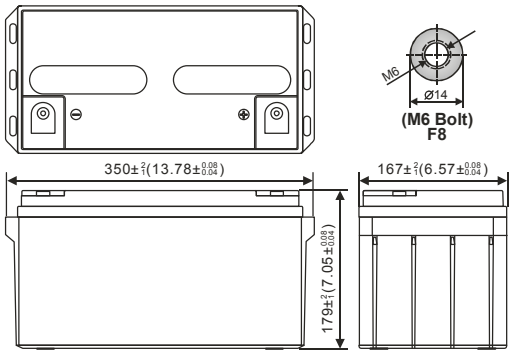

Performance Characteristics

Nominal Voltage	12V
Number of cell	6
Design Life 77ºF (25ºC)	8-10 years
Nominal Capacity 77ºF (25ºC)	
20 hour rate (3.25A, 10.5V)	65Ah
10 hour rate (6.175A, 10.5V)	61.75Ah
5 hour rate (11.05A, 10.2V)	55.25Ah
1 hour rate (65A, 9.6V)	41.17Ah
Internal Resistance	
Fully Charged battery 77ºF(25ºC)	7 mOhms
Self-Discharge	
3% of capacity declined per month at 25ºC(average)	
Operating Temperature Range	
Discharge	-20~60ºC
Charge	-10~60ºC
Storage	-20~60ºC
Max. Discharge Current 77ºF(25ºC)	780A(5s)
Short Circuit Current	1400A
Charge Methods: Constant Voltage Charge 77ºF(25ºC)	
Cycle use	14.4-14.8V
Maximum charging current	19.5A
Temperature compensation	-30mV/ºC
Standby use	13.5-13.8V
Temperature compensation	-20mV/ºC

Discharge Constant Power (Watts at 77ºF25ºC)

End Voltage	1.85V	1.80V	1.75V	1.70V	1.65V	1.60V
10 min	203	230	251	274	290	309
15 min	170	190	207	215	224	231
30 min	113	124	134	138	143	148
60 min	72.5	76.5	82.3	83.7	84.3	85.0
180 min	32.4	33.5	34.0	34.3	34.7	35.0
300 min	21.7	22.6	23.1	23.2	23.4	23.4
600 min	12.5	12.9	13.2	13.2	13.3	13.3
1200 min	6.54	6.76	6.86	6.87	6.91	6.94

Discharge Constant Current (Amperes at 77ºF25ºC)

End Voltage	1.85V	1.80V	1.75V	1.70V	1.65V	1.60V
10 min	102	123	135	149	158	169
15 min	91.0	100	109	116	122	129
30 min	50.7	63.6	68.5	71.5	74.7	77.2
60 min	36.6	38.5	41.5	42.5	43.6	44.2
180 min	16.2	17.0	17.3	17.5	17.8	18.0
300 min	10.8	11.3	11.5	11.6	11.8	11.9
600 min	6.19	6.43	6.54	6.58	6.61	6.63
1200 min	3.24	3.35	3.40	3.41	3.43	3.44

(Note)The above characteristics data are average values.

6FM65 12V 65Ah (20hr) Sealed Lead Acid (SLA) Battery

Discharge characteristic (25ºC)

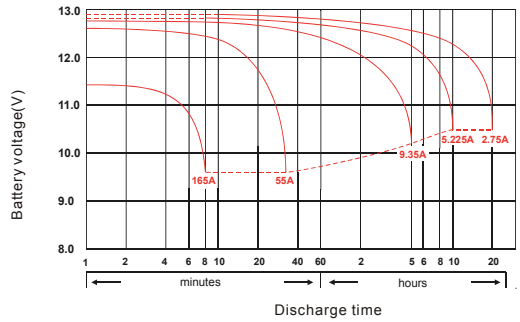

Constant voltage charging characteristic (0.25CA,25ºC)

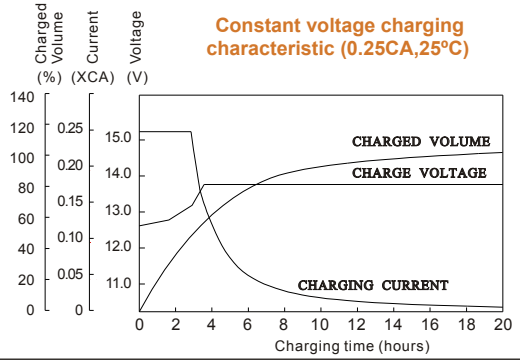

Relationship between charging voltage and temperature

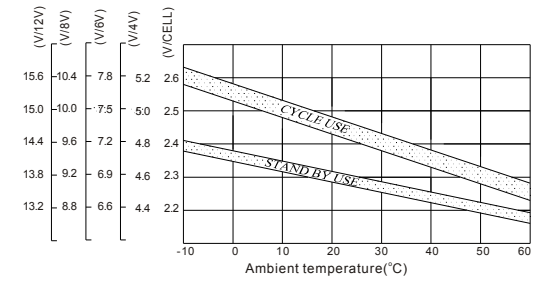

Self-discharge characteristic

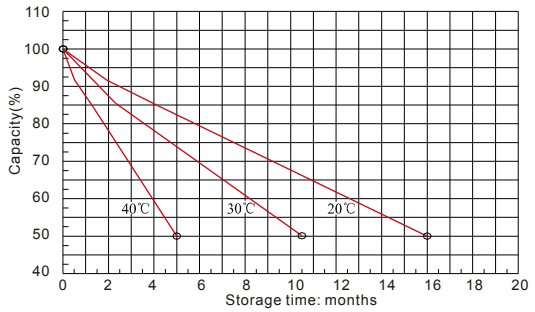

Life characteristics of Standby use

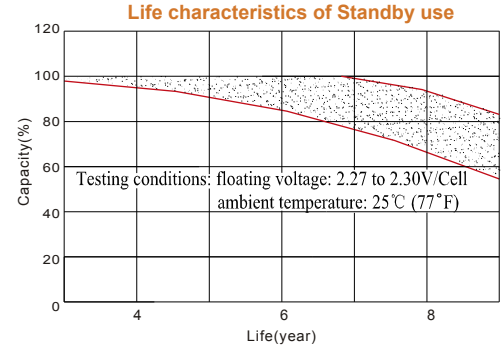

Cycle service life in relation to depth of discharge

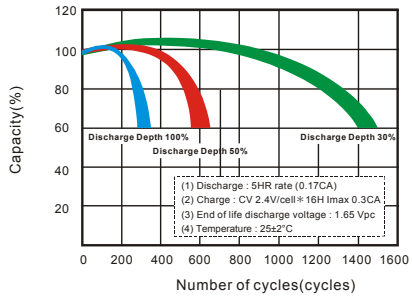

Temperature effects on float life

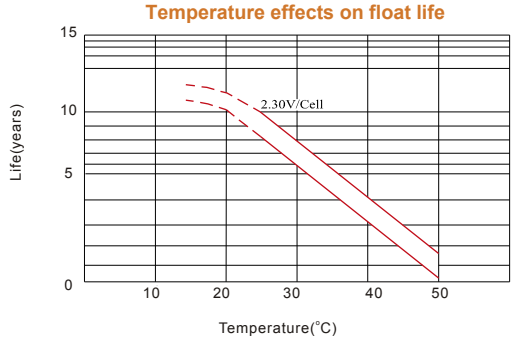

Temperature effects on capacity

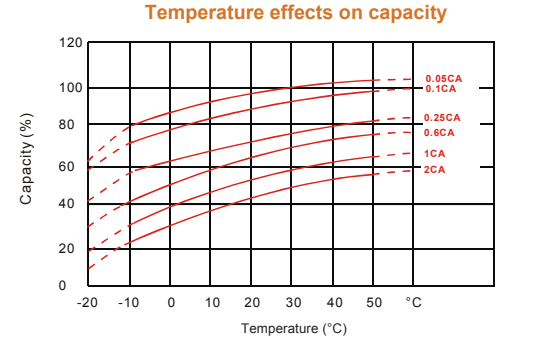

DENA ENGINEERING CO.,LTD.

185/1 Wongsawang Road, Wongsawang, Bangsue, Bangkok 10800 THAILAND

Tel. 02-587-7780, 02-910-9600 e-mail: dena@dena.co.th www.dena.co.th