

			CL4-SXR			CL6-SXR	
Basic Specifications	Model name		CL4-SXR TT203	CL4-SXR TT305	CL4-SXR TT609	CL6-SXR TT203	CL6-SXR TT305
	Print resolution		8 dots/mm (203 dpi)	12 dots/mm (305 dpi)	24 dots/mm (609 dpi)	8 dots/mm (203 dpi)	12 dot/mm (305 dpi)
	Print mode		Continuous, tear-off, cutter, dispenser, linerless cutter, rotary cutter			Continuous, tear-off, cutter, dispenser	
Printing Specifications	Printing method		Direct thermal, thermal transfer				
	Print speed		2-18 ips	2-16 ips	2-6 ips	2-14 ips	2-14 ips
	Max. print area	Width	104 mm (4.09")	104 mm (4.09")	104 mm (4.09")	Extension: 167.5 mm (6.60") Standard: 152 mm (5.98")	Extension: 167.5 mm (6.60") Standard: 165.33 mm (6.51")
		Length	2500 mm (98.42")	1500 mm (59.05")	400 mm (15.75")	Extension: 2500 mm (98.42") Standard: 2500 mm (98.42")	Extension: 1500 mm (59.05") Standard: 1500 mm (59.05")
Consumable Specifications	Label length (*1)	Continuous	6-2497 mm (0.24"-98.30")	6-1497 mm (0.24"-58.94")	6-397 mm (0.24"-15.63")	6-2497 mm (0.24"-98.30")	6-1497 mm (0.24"-58.94")
		Tear-off/cutter	17-2497 mm (0.67"-98.30")	17-1497 mm (0.67"-58.94")	17-397 mm (0.67"-15.63")	17-2497 mm (0.67"-98.30")	17-1497 mm (0.67"-58.94")
		Dispenser	Direct thermal: 10-397 mm (0.39"-15.63"), thermal transfer: 28 mm-397 mm (1.10"-15.63")				
		Linerless cutter	30-120 mm (1.18"-4.72")			-	
	Label width (*1)		22-128 mm (0.87"-5.04")			47-177 mm (1.85"-6.97")	
	Label width (Linerless cutter)		60-118 mm			-	
	Label thickness		60-268 μm (0.06-0.28 mm)				
	Label	Roll diameter	Max. 220 mm (8.7")				
		Core diameter	76 mm (3.0"), 101 mm (4.0")				
		Other	Face-in/face-out (No setting change required)				
	Ribbon	Size	39.5 mm (1.55") - 128 mm (5.04")			59 mm (2.32") - 177 mm (6.97")	
		Max. length	600 m (1968.5')				
		Other	Core diameter: 25.4 mm (1.0"), wind direction: face-in/face-out (No setting change required)				
Dimensions/weight	Dimensions		W275 mm, D457 mm, H321 mm			W338 mm, D457 mm, H321 mm	
	Weight		15.5 kg			19.4 kg	
Environment	Driver		Windows OS: 11 / Server2025 / Server2022 / Server2019 / Server2016				
	Operating		Continuous/tear-off/cutter: 0-40°C/20-85%RH (without condensation) Dispenser: 5-35°C/30-80% RH (without condensation) Linerless cutter: 5-35°C/30-75% RH (without condensation)				
	Storage		-20-60°C/5-90% RH (without condensation)				
Interface characteristics	USB		USB 2.0 (Type A & B)				
	Ethernet		10BASE-T/100BASE-TX/1000BASE-T (IPv4/IPv6, SNMPv3 MIB-II, FTP, FTPS, NTP, LPR, DHCPv4, HTTP/HTTPS, SCP, mDNS)				
	Serial port		RS-232C 2400-115200 (D-sub 9pin)				
	EXT		EXT port (D-sub 15pin)				
	Wireless LAN (Option) (*2)		IEEE802.11a/b/g/n/ac/ax Dual Band WLAN (2.4GHz, 5GHz, 6GHz), Wi-Fi Direct, WPS, Security WEP, WPA/WPA2/WPA3				
	Bluetooth® (Option)		Bluetooth Ver.5.2 + EDR/BLE				
Power requirements			AC100V-240V±10%, 50/60Hz, Auto-ranging power supply				
Fonts/symbologies	Internal fonts		Standard bitmap: U, S, M, WB, WL, XS, XU, XM, XB, XL, X20, X21, X22, X23, X24, OCR-A, OCR-B Scalable fonts: 15 SATO fonts, multi-national language support (47 languages / Unicode), single and double byte fonts (Korean, Chinese, Japanese)				
	Liner barcodes		UPC-A, UPC-E, JAN/EAN, CODE39, CODE93, CODE128, GS1-128 (UCC/EAN128), CODABAR (NW-7), ITF, Industrial 2of5, Matrix 2of5, MSI, POSTNET, UPC add-on code, BOOKLAND, USPS code, GS1 DataBar Limited, GS1 DataBar Expanded, GS1 DataBar Expanded Stacked				
	2D symbologies		QR code, Micro QR code, rMQR, PDF417, Micro PDF, MAXI code, GS1 Data Matrix, Data Matrix (ECC200), Aztec code, GS1QE code and composite symbologies				
	Printer memory		CPU: 2 GB, receive buffer: explanation of memory capacity for buffer near full (2.00 MB), buffer full (3.00 MB), and 1 MB release				
Functions-Useful features			User guidance videos on LCD, error guidance on LCD, multi language support LCD message (31 languages), LCD screen layout customization, thermal head check, label waste prevention function, high precision printing mode, print preview function, remote desktop function, speaker, start on AC, notification function, calender, password lock, logo/font data download function, barcode checker				
Standards & agency approvals			Please contact your nearest SATO sales representative regarding agency approvals for your region.				
Options	CL4-SXR: 4		For printing: cutter kit [4,6], rotary cutter kit [4], simply dispenser kit [4,6], dispenser kit (with internal rewinder) [4,6], linerless cutter kit [4], UHF RFID kit [4,6], HF RFID kit [4]				
	CL6-SXR: 6		Others: external rewinder kit [4,6], barcode checker mount kit [4], external cover kit [4,6], Wireless LAN and Bluetooth kit [4,6], EXT conversion kit [4,6], Label Holder Kit [4]				

*1 Without liner.
*2 Please contact your nearest SATO sales representative for availability.
*3 Only CL4-SXR is Wi-Fi certified.



www.satoasiapacific.com

All information in this leaflet is accurate as of December 2025.
Product specifications are subject to change without notice.
Any unauthorized reproduction of the contents of this leaflet, in part or whole, is strictly prohibited.
Windows is a registered trademark of Microsoft Corporation
Wi-Fi Direct®, Wi-Fi CERTIFIED logo are registered trademark of Wi-Fi Alliance.
Bluetooth®, Bluetooth logo are a trademark of Bluetooth SIG, Inc.
QR Code and rMQR Code are registered trademarks of DENSO WAVE INCORPORATED.
The N-Mark is a trademark or registered trademark of NFC Forum, Inc. in the United States and in other countries.
All other software, product or company names are trademarks or registered trademarks of their respective owners.

12.22.2025 C25_0057_v1

© SATO Corporation. All rights reserved.



Best-in-class thermal industrial printer

CL4-SXR / CL6-SXR



▶ Watch video



Empowering the future workplace



In today's world of AI, digitalization, rapid technological changes and rising security risks, businesses need equipment they can depend on. The CL4/6-SXR series offers robust construction, exceptional print speed, superior print quality, and the flexibility to adapt to workplace requirements in an age where printers, too, must evolve with their users.

For new traceability solutions

The CL4/6-SXR printer can pick up data from print logs, sensors and cloud-based systems to generate data unique to each and every item to label. It can provide new traceability solutions to businesses looking to shift to data-driven decision making.



For operations that cannot stop

SOS (SATO Online Services) provides IoT remote maintenance to ensure uninterrupted operation. It has been enhanced with AI-powered predictive alerts that identify errors before they occur to keep operations running without downtime.

Features that support stable and efficient printing



SATO AEP (Application Enabled Printing) is a platform that allows SATO printers to operate as standalone, PC-less label printing solutions by running applications directly on the printer. It supports direct scanner input, on-screen operation, and connectivity with peripheral devices, enabling the printer to manage the entire label printing workflow without a PC.



SOS (SATO Online Services) monitors the operational status of label printers in real time to prevent errors and ensure stable operations.



SATO App Storage

SAS (SATO App Storage) is a cloud-based service for managing applications and related configuration data for SATO AEP, allowing efficient deployment across an entire printer fleet.



Watch video



Watch video

High-speed, with precision

SATO's
fastest ever
18 ips* 457.2 mm/sec

* With CL4-SXR, 8-dot/mm printhead


A redesigned printing mechanism encapsulating SATO's 40-plus years of know-how gives the printer the high-speed performance required for high-volume industrial labeling operations.



Print accuracy ±0.3 mm*

SATO's very own label feed technology ensures superior print accuracy in high-precision print mode. The new GAP2 sensor complements the existing sensor to enhance accuracy even in regular print mode.


*Based on tests using select labels under specific conditions. Actual results may vary depending on the user's environment and label material selected.



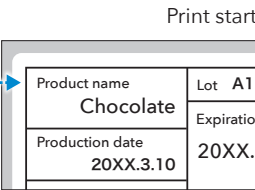
Our commitment to performance

Thermal head temperature compensation

This feature automatically adjusts the thermal head's heat output to compensate for low-temperature conditions. It maintains stable print quality from the very first dot, even in cold temperatures that can inhibit color development.



Printed with previous model



Printed with CL4/6-SXR

Enhanced dispensing*

The printer now peels liners better than ever, overcoming limitations conventional models have had in printing small nameplate labels for electronic devices, thin and low-stiffness labels, and labels with strong adhesive.

* Based on test results using select labels and label sizes.



Expertise is in the details

Better view on the roll

A 17% larger side window makes it easier for users to see when they need to replace the roll.

LED status indicator

Operational status and error conditions are visible at a glance.

Large & intuitive display

The large color LCD with resistive touchscreen allows easy operation even with gloves on.

Compatibility with the previous model

It uses the same label output height and rubber-feet positions as the CL4/6 NX series, allowing easy replacement in embedded installations.

Stylish design

Rounded corners and a compact body give it a stylish look while maintaining the robustness needed for industrial use.

Visible usability

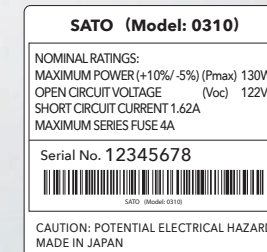
User-accessible parts are color-coded in the same color for better usability.

Wrinkle control

Improvements to the ribbon feed mechanism reduce ribbon wrinkles and improve print quality.

Innovated thermal head

We developed a new print head exclusively for the CL4/6-SXR series to give it noise resistance during print and meet its new features such as printer temperature control and predictive error detection. This enables printing of high-durability labels that previously required dedicated machines.



Stable output

The redesigned label holder offers improved stability, reducing vibration during printing and minimizing paper dust from friction. Labels can be replaced without adjusting the holder.

New damper

It prevents label retraction at damper release and stabilizes media feed for better print accuracy.

Media guide locking mechanism

Improved locking feature allows easier positioning and prevents skews better.

Robust die-cast aluminum construction



Designed to be easy for anyone

Products for a diverse workplace need user-friendly interfaces.

The CL4/6-SXR series features a large LCD that can be customized for each individual worksite, together with a print preview function and a built-in speaker that cater to greater accuracy and efficient operations.

Large touch panel

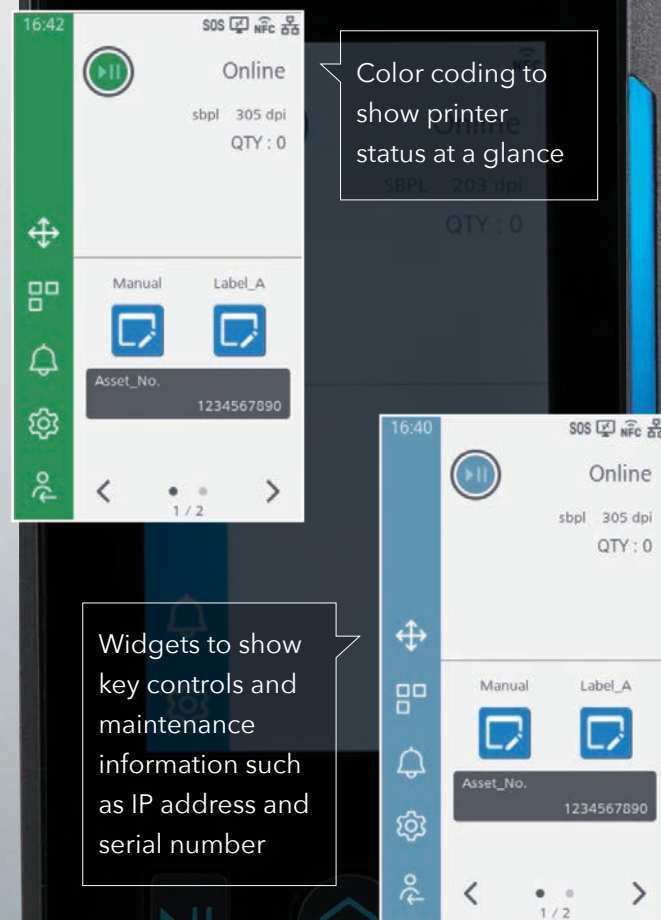
For intuitive operation



A large 4.3-inch resistive touchscreen provides clear visibility and intuitive control, even with gloves on.

Customizable screen

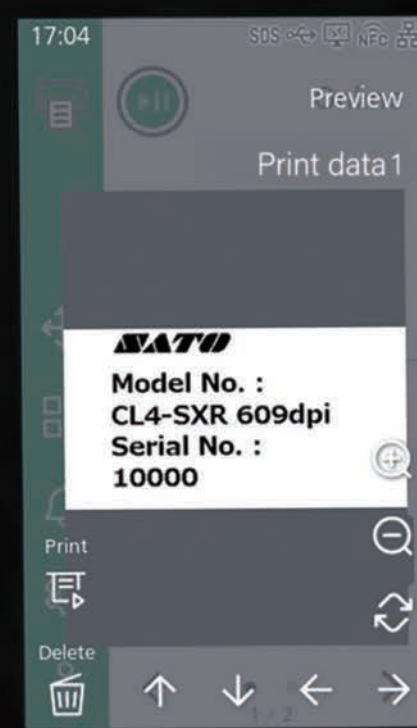
To tailor to each worksite



Customize the screen and apps to fit your workflow. Set icons, colors, messages, shortcuts and widgets to suit different operations.

Print preview

For greater accuracy



Preview labels on the LCD before printing to prevent wasting labels due to layout or content errors.

Built-in speaker

To hear notifications



The on-board speaker with 8 volume levels can be activated via apps to play back audio/voice files for greater usability.

From prevention to prediction

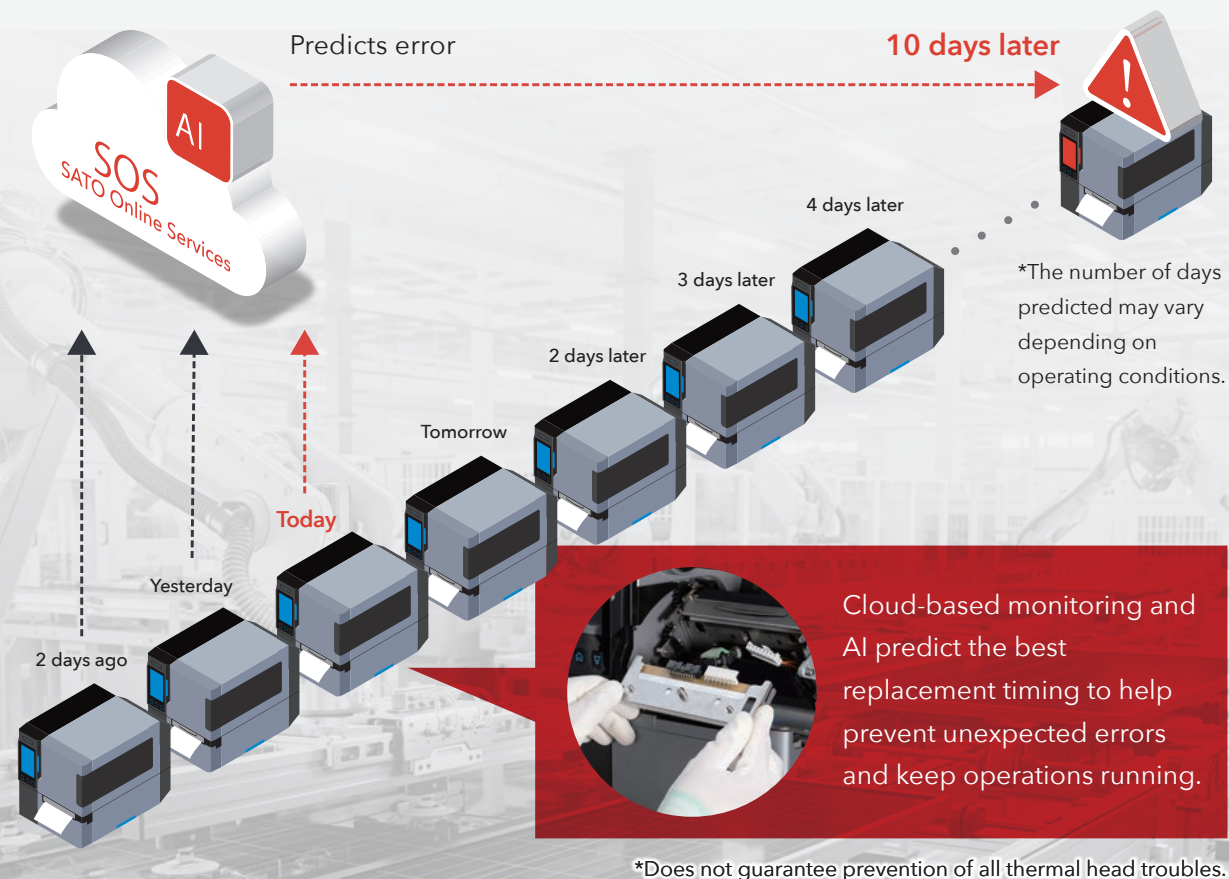
Turn maintenance into a proactive process. AI analyzes operating data to detect early signs of trouble and alerts you before errors occur, helping you reduce downtime.

AI



Thermal head failure prediction system

Monitors usage and operating conditions to recommend the best replacement timing.



Smart features that keep your site running

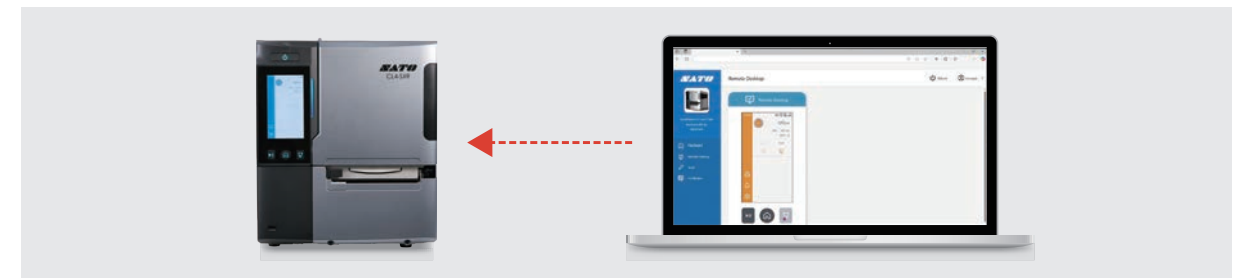
Tool-free parts replacement for easy maintenance

Wide-opening cover allows users to quickly replace the thermal printhead, platen roller and other consumable parts without using tools.



Remote desktop for efficient printer management

Operate and manage printers remotely – ideal for unattended or automated operations in hard-to-access locations such as production lines and dustproof enclosures.



Simple on-screen guidance for quick recovery support

On-screen step-by-step guidance helps users resolve errors fast and minimize downtime.



Caring for users, caring for the earth

As a responsible corporate citizen, SATO pays attention to every aspect of the product it offers. CL4/6-SXR uses recycled materials in its components and comes with a label waste prevention feature to help create a sustainable future.



Use of recycled materials


The cover and components are made of recycled ABS resin, which reduces carbon footprint while maintaining the components' quality.

Recycled resin content (against the total weight of resin components): Approx. 34%

Label waste prevention*

This feature detects the edge of the first label upon loading to align its position, allowing the printer to print from the very first label. It saves the first few labels from going to waste as they usually do when setting up a new roll, saving resources, particularly RFID labels. The printer also rewinds the ribbon automatically when the cover is opened.

*This function may not activate under certain conditions.



Variety of options to optimize your printing operations

Cutters and dispensers



Cutter

Rotary cutter also available for faster cutting.



Linerless cutter



Dispenser

Can either rewind the peeled liner internally or let it drop from the front of the printer.

Barcode validator

- Validates all 1D and 2D barcode symbologies
- Reads multiple labels simultaneously
- Designed for quick setup using a mount kit and a scanner
- Voids unreadable labels

*Optimized for use with selected scanners. Validation quality may vary and is not guaranteed.

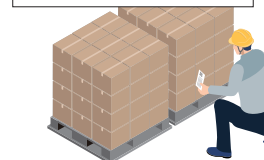
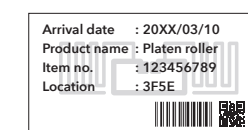
*Validation is subject to print layout. Testing prior to use is recommended.



RFID options

Prints and encodes various types of RFID labels

- UHF kit
ISO/IEC18000-6 TypeC Gen2
- HF kit
ISO/IEC15693, ISO/IEC14443 TypeA, FeliCa Lite-S



Print and encode your own RFID labels



Read by batch; reduce handling time

Other accessories

RWG500 Rewinder

Rewinds labels as they print. Enhances efficiency in the subsequent label application process.

