

\* All images in this datasheet are for illustrative purposes only.

**Interactive Digital Board TR3PN**

**LG CreateBoard,**

**Where Digital Innovation Meets Intuitive Functionality**



Genuine Touch & Writing Experience

Security & Compatibility

Easy Connection & Sharing

Remote-control Services

Google Certified

User Friendly Experience


**TR3PN**

	Inch	86" / 75" / 65"
Display	Native Resolution	3,840 × 2,160 (UHD)
	Brightness (w/o Glass)	400 nit (Typ.)
	Touch	Multi-Touch Point Max. 50 Points
Software	OS Ver.	Andorid 13
Connectivity	Input	HDMI (4, HDCP2.3), DP (1, HDCP1.3/2.3), Audio (1), RS-232C (1), RJ45 (1, LAN), USB Type-C (2), USB 3.0 Type A (4), USB 2.0 Type A (3)
	Output	HDMI Out (1), Audio Out (1), Touch USB 2.0 Type A (2), RJ45 (1, LAN)



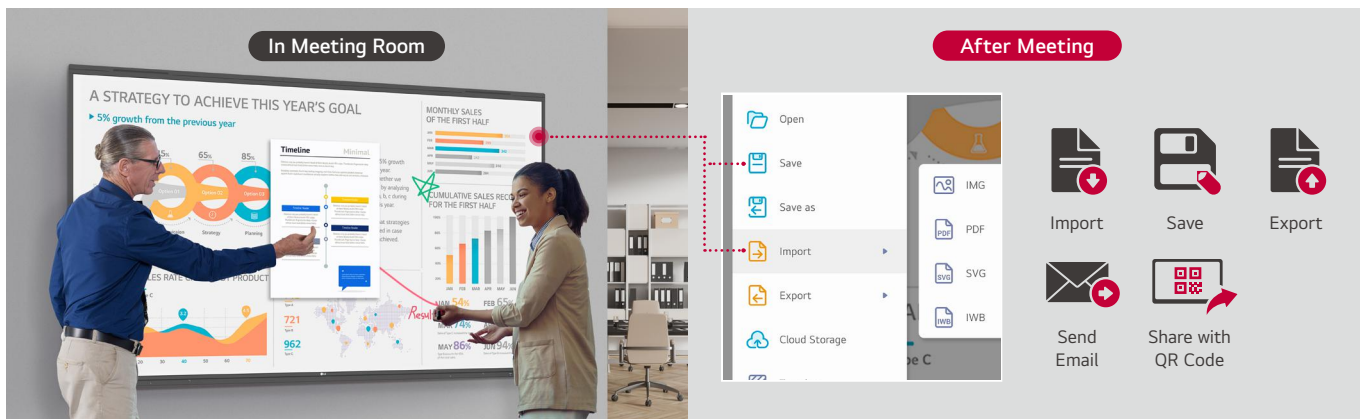
## Creative Whiteboard Solution

LG CreateBoard offers a lifelike touch experience, allowing users to interact with content directly on the board. You can write, draw, zoom, and rotate using just your fingers, making it an effective tool for creative projects or presentations. Additionally, LG CreateBoard enables screen and content sharing, making it an excellent tool for seamless collaboration even with remote team members.



## Various Teaching Templates

LG CreateBoard offers a variety of educational templates and tools such as a ruler, table, and sticky note, fostering active student participation and facilitating intuitive lessons.

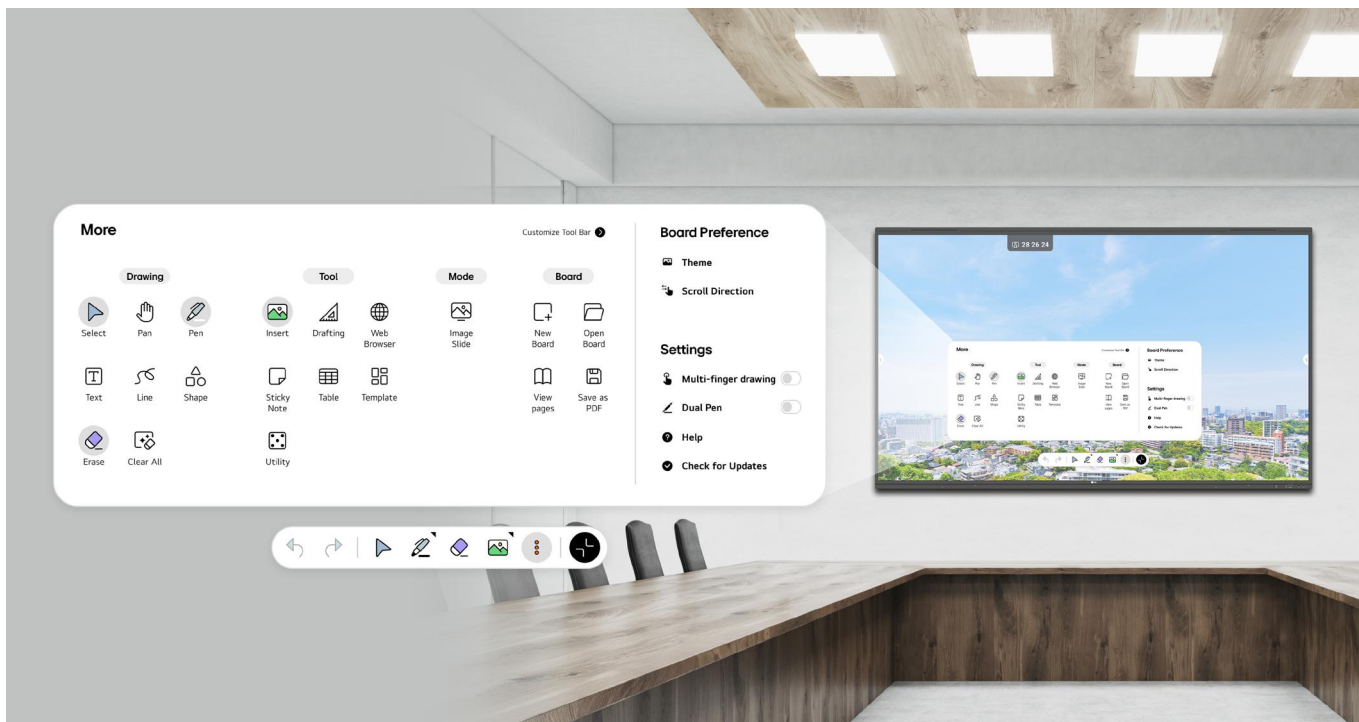


## Easy to Save / Import / Export

LG CreateBoard incorporates straightforward import and export features. Resources can be saved and directly imported to and from Google Drive or OneDrive. After meetings, you can directly send emails to share materials, or scan a QR code to transfer them to your personal device.

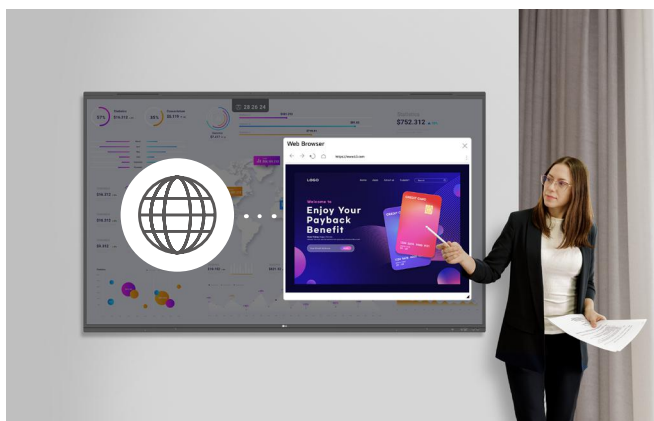
# LG CreateBoard Lab

LG's proprietary whiteboarding software




## Tools for Fluid Collaboration

A variety of tools such as a calculator, clock, and sticky note are available to facilitate smooth discussions and ensure seamless idea sharing and communication. Also, users can personalize the menu bar with their most frequently used tools, thereby improving their work efficiency.



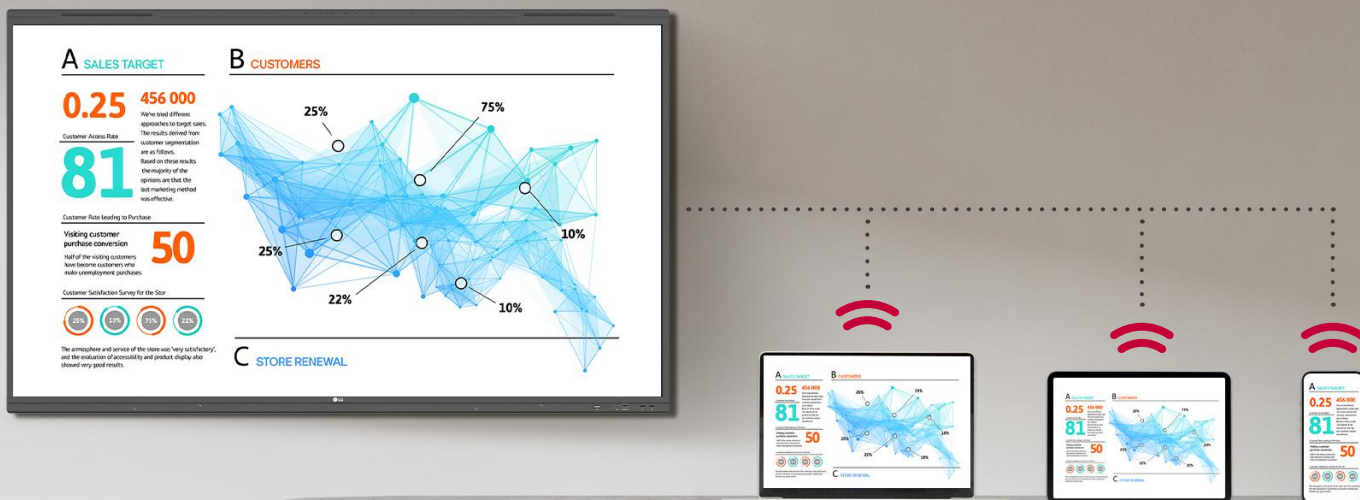
## Web Browser

When you need a reference during a discussion, you can access various information in real time with the simple click of a web browser. The necessary information found on the internet can be easily dragged and dropped into the material you're creating, enhancing the productivity of your meetings.



## Attention Effect


By simply double-tapping the LG CreateBoard screen with 4-5 fingers, an attention sign will pop up with a sound. This feature makes it easy to capture the participants' attention during moments when you need them to focus.



## LG CreateBoard Share

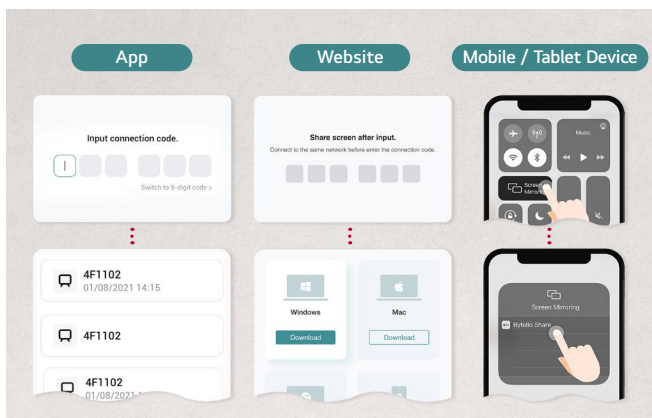
LG CreateBoard Share offers a wireless screen sharing feature, providing users with a flexible discussion environment. Users can share their screen from their own devices, simplifying the process of sharing and collaborating on team projects or presentation materials.

- \* LG CreateBoard also supports app-less sharing for PC (via website) and mobile devices within the same network.
- \* For a more stable connection, we recommend the installation of a dedicated app (LG CreateBoard Share).
- \* LG CreateBoard Share app is compatible with Android 5.1 and higher, iOS 12.0 and higher, and MacOS 11.0 and higher.



## Wireless ScreenShare Feature for Seamless Meeting Environment

LG CreateBoard Share establishes a seamless and stable meeting room without the need for extra cables or connections. Presenters can now share their screens without the need to inconveniently move around and unplug and plug cables each time the presenter changes. With the capability to share up to 9 screens in real-time, it's possible to display multiple people's materials simultaneously when needed, thereby enhancing the efficiency of collaboration.




## Simple Connection to LG CreateBoard Share

Users can easily utilize the wireless screen sharing feature via LG CreateBoard Share app, and even without the app, they can still conveniently access this feature through the website. A quick connection to LG CreateBoard Share can be established by entering a 6-digit code.



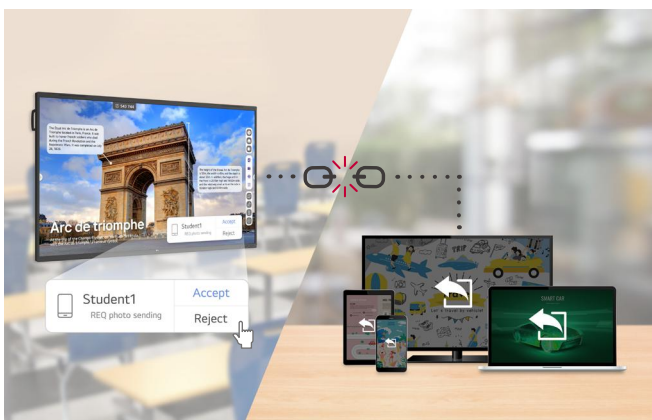
### Presentation Convenience and Flexibility in Meeting Room

Wireless screen sharing empowers presenters to navigate freely within a meeting room, unencumbered by cables. This feature enables them to seamlessly control their presentations directly from their own devices. In addition, they can conveniently send photos and videos stored on their personal devices, enhancing the fluidity and richness of their presentations.



### Presentation Convenience and Flexibility in Classroom


In the classroom, the lecturer or presenter doesn't need to conduct the lesson near the LG CreateBoard, but can flexibly conduct the lesson from anywhere in the classroom. This promotes a more flexible classroom environment and can help keep students more focused.



### Secure Mode

LG CreateBoard Share supports Secure Mode, which allows users to grant permissions for sharing. This allows users to prevent unauthorized content from being shared.

\* All images in this datasheet are for illustrative purposes only.




## LG ConnectedCare DMS


LG ConnectedCare DMS is a cloud solution for remotely monitoring, controlling, and managing the status of LG CreateBoard and signage displays. This feature enables IT managers to operate and manage important resources on operating devices without physically visiting sites.

- \* 'LG ConnectedCare DMS' needs to be purchased separately.
- \* The availability of the 'LG ConnectedCare DMS' service differs by region, so please contact the LG sales representative in your region for more details.


The following features are included




Summary of connection status and device issues




List of apps frequently used



No response status, filtered by date (webOS, Android)



Recent issue type



Scheduling history for the previous 7 days

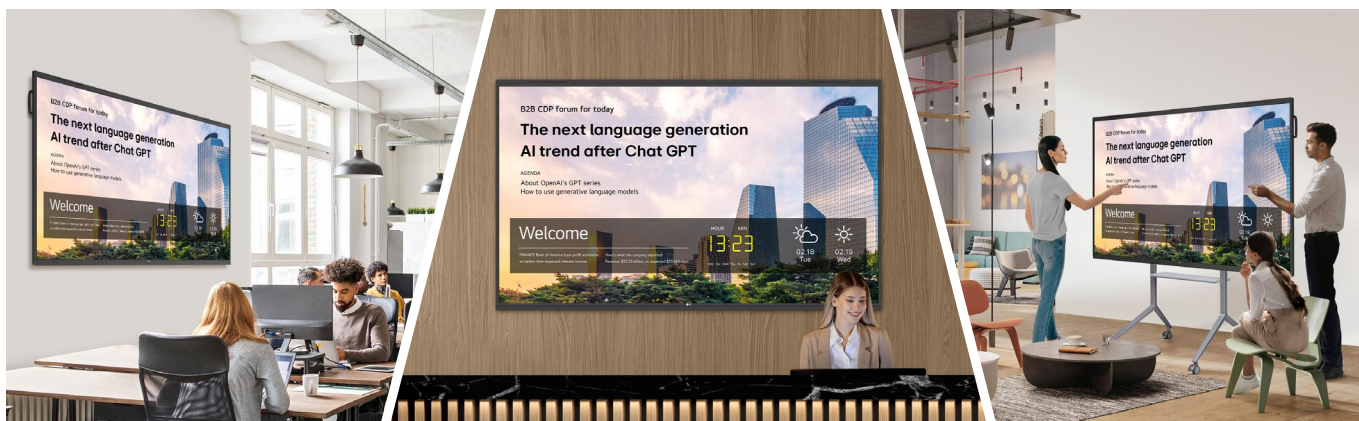
### Dashboard

The LG ConnectedCare DMS dashboard allows you to view and monitor multiple devices at the same time, thereby saving time and boosting efficiency.




### Remote-control

The LG ConnectedCare DMS enables centralized and simple control of digital signage connected to the system. Frequently used functions such as power on/off, scheduling and screen brightness adjustment can be applied remotely.



### Broadcasting

Messages and a range of other content can be sent from the main system to individual devices connected to LG ConnectedCare DMS. Company events or announcements can be broadcasted remotely from the central system at once.



### Alert Message

In case of urgent occasions such as a fire or a natural disaster, alert messages can be distributed manually across the system, which help teachers and students to swiftly perceive the situation and promptly take safety action.

## Google Certification



### Google Certification

LG CreateBoard has received Google certification, enabling users to seamlessly integrate with the Google ecosystem by connecting their Google accounts.

\* Exceptions apply in countries without Google services.




### Google Play Store

Users have access to the Google Play Store, where they can download a wide range of applications, including education-related games, tools, and more for an expanded experience.


\* Exceptions apply in countries without Google services.

## Secure Functions



### Screen Lock

Users can lock the screen using the Screen Lock function, and unlock it by entering a password. This protective measure can be set up in the Settings menu, safeguarding the device from unauthorized access.



### USB Lock Mode

USB Lock Mode is a security measure that helps prevent data from being copied to unauthorized devices, which is essential when being used in spaces where security is critical.



### Auto-remove Files

Users can set LG CreateBoard to delete files regularly for enhanced security.

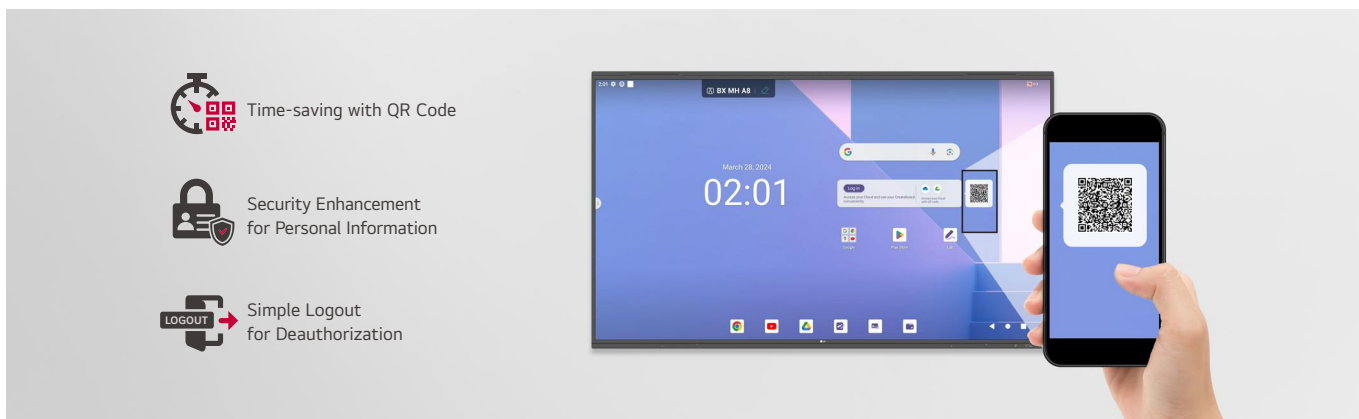


## Other Features




### Multi-touch

LG CreateBoard boasts a multi-touch functionality that can concurrently detect up to 50 touch points. This feature facilitates simultaneous touch and gesture inputs from multiple users, fostering easy collaboration and idea sharing among team members. This enables efficient interaction in group activities or meetings.



### QR Login for Easy Cloud Access

Users can sign up for a variety of apps on the LG CreateBoard including Google Drive and OneDrive with just one QR verification. After use, users can simply click the Logout button to disconnect, thereby reducing the risk of personal information leakage.



### C-type Connection

USB-C connectivity simplifies connections which enables charging and sending data simultaneously over just one single cable.

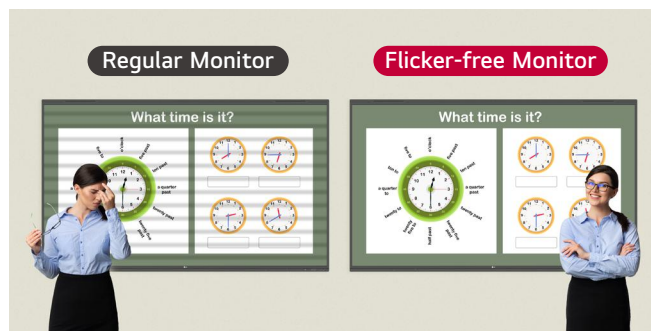
\* USB Type-C cables are sold separately.



### Front Connectivity Design

LG CreateBoard is designed with front display ports, making it easy for users to connect or disconnect cables. Additionally, its front-facing speakers facilitate content delivery with improved sound quality.


\* Some ports including the power connector, are located on the side and back of the unit.



### Advanced Eye-care

LG CreateBoard has introduced a flicker-free function. With the reduced flickering of the monitor’s backlight, users can use the device with more comfort even when using it for a long time.

\* All sizes of TR3PN models received official certification from TUV Rheinland in February 2024.



### Built-in OPS Slot

LG CreateBoard supports OPS slots, allowing users to conveniently mount OPS Module at the back of the screen without the hassle of connecting to an external desktop. This enables various PC functions and Windows software.

\* OPS : Open Pluggable Specification



### Multi-screen Mode

LG CreateBoard supports a multi-screen mode, allowing users to utilize multiple screens simultaneously. Users can take notes, play videos, and browse the web at the same time, thereby enhancing work efficiency.

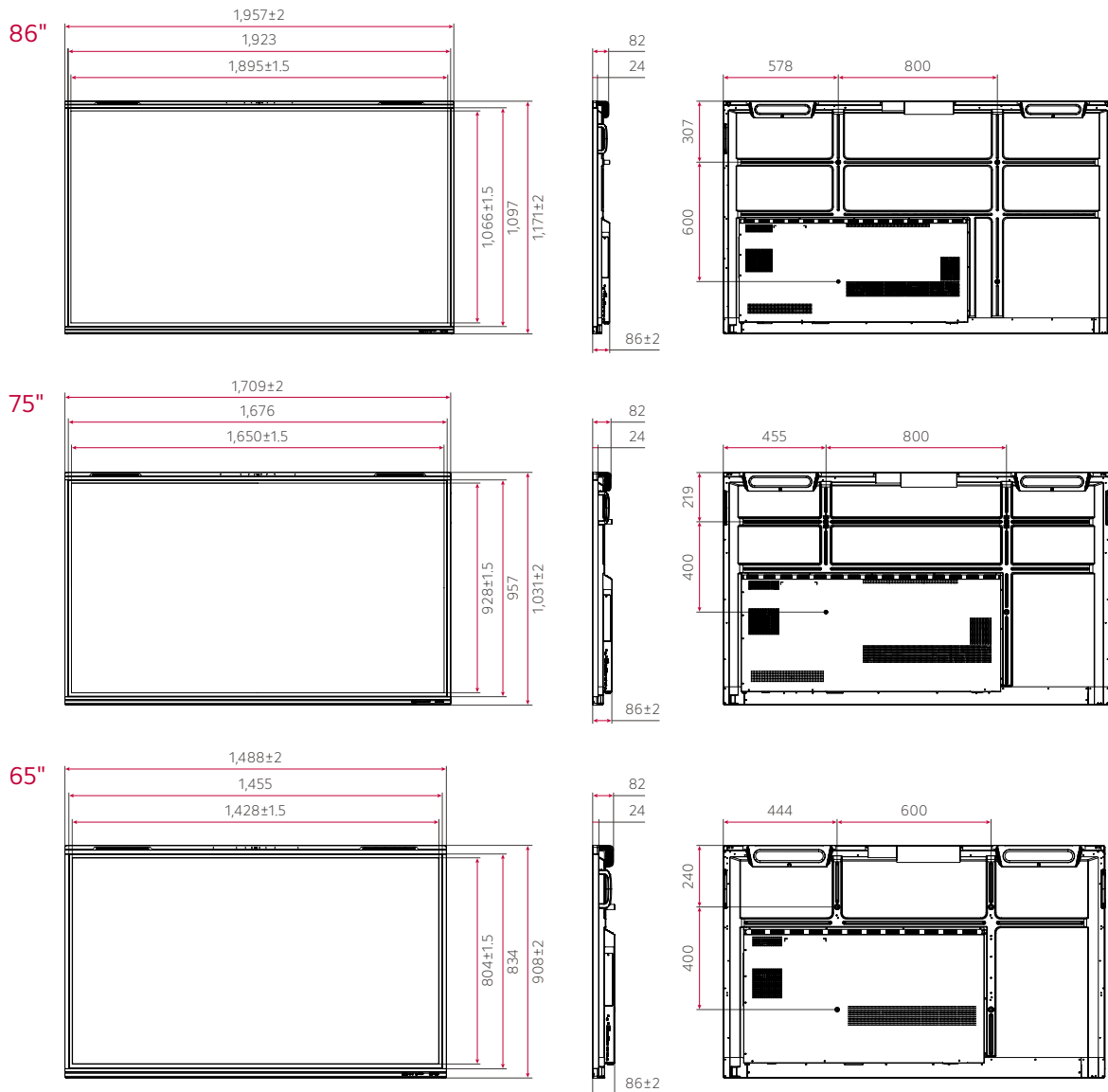
\* Multi window mode may not work for some apps.  
\* Picture-in-picture mode is available for the external source screen.



### Power Saving

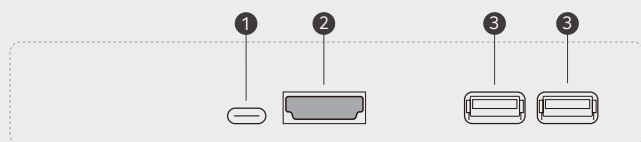
When a device doesn’t receive an external input signal for a specific amount of time set by the user, the device goes into standby mode. Devices can also be automatically turned on or off at specific time or day set by the user, which contributes to save energy.

## Dimension (unit: mm)

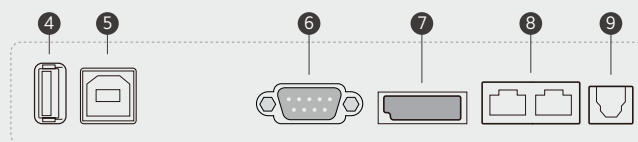


## Connectivity

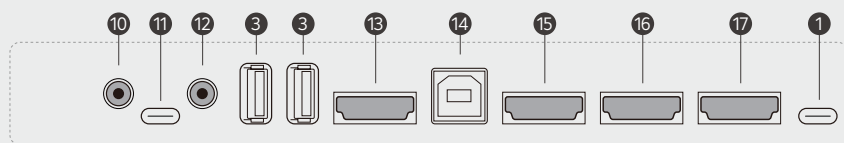
Front



Bottom



Side



- 1 USB Type-C
- 2 HDMI™ 4
- 3 USB 3.0
- 4 USB 2.0
- 5 TOUCH 2
- 6 RS-232
- 7 DP IN
- 8 LAN
- 9 SPDIF
- 10 AUDIO IN
- 11 OUT
- 12 AUDIO OUT
- 13 HDMI™ OUT
- 14 TOUCH 1
- 15 HDMI™ 1
- 16 HDMI™ 2
- 17 HDMI™ 3



Download  
LG C-Display+  
Mobile App  
Google Play Store

[www.lg.com/global/business/information-display](http://www.lg.com/global/business/information-display)  
[www.youtube.com/c/LGCommercialDisplay](https://www.youtube.com/c/LGCommercialDisplay)  
[www.facebook.com/LGInformationDisplay](https://www.facebook.com/LGInformationDisplay)  
[www.linkedin.com/company/LGinformationdisplay](https://www.linkedin.com/company/LGinformationdisplay)  
[twitter.com/LG\\_ID\\_HQ](https://twitter.com/LG_ID_HQ)

LG may make changes to specifications and product descriptions without notice. Copyright © 2024 LG Electronics Inc. All rights reserved. "LG Life's Good" is a registered trademark of LG Corp. The names of products and brands mentioned here may be the trademarks of their respective owners.

