


EAP | Datasheet

EAP683 UR

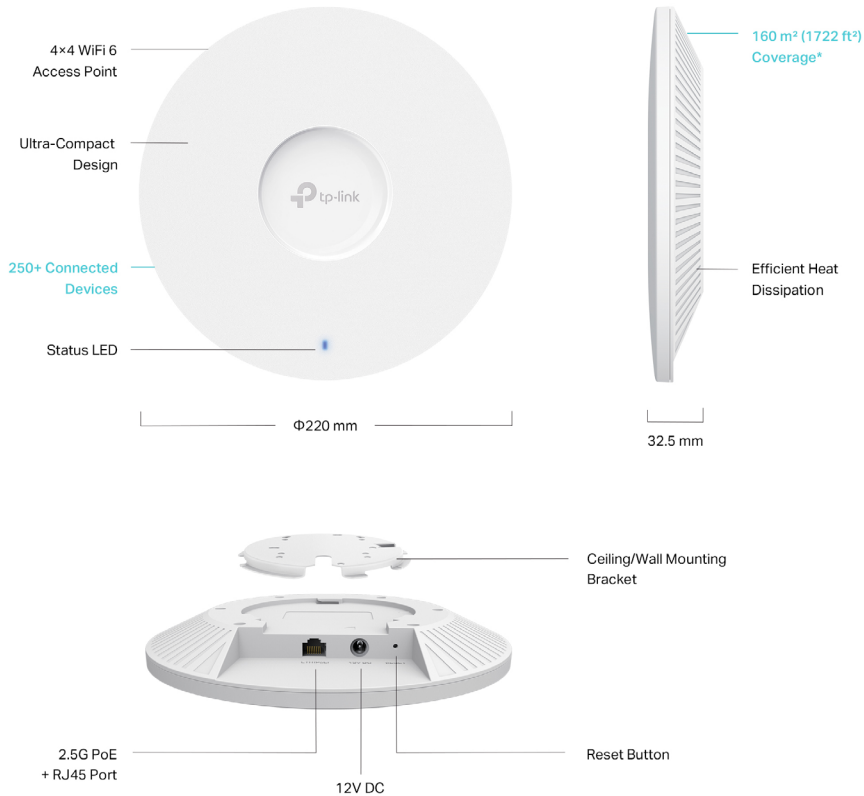
AX6000 Ceiling Mount WiFi 6 Access Point



Highlights

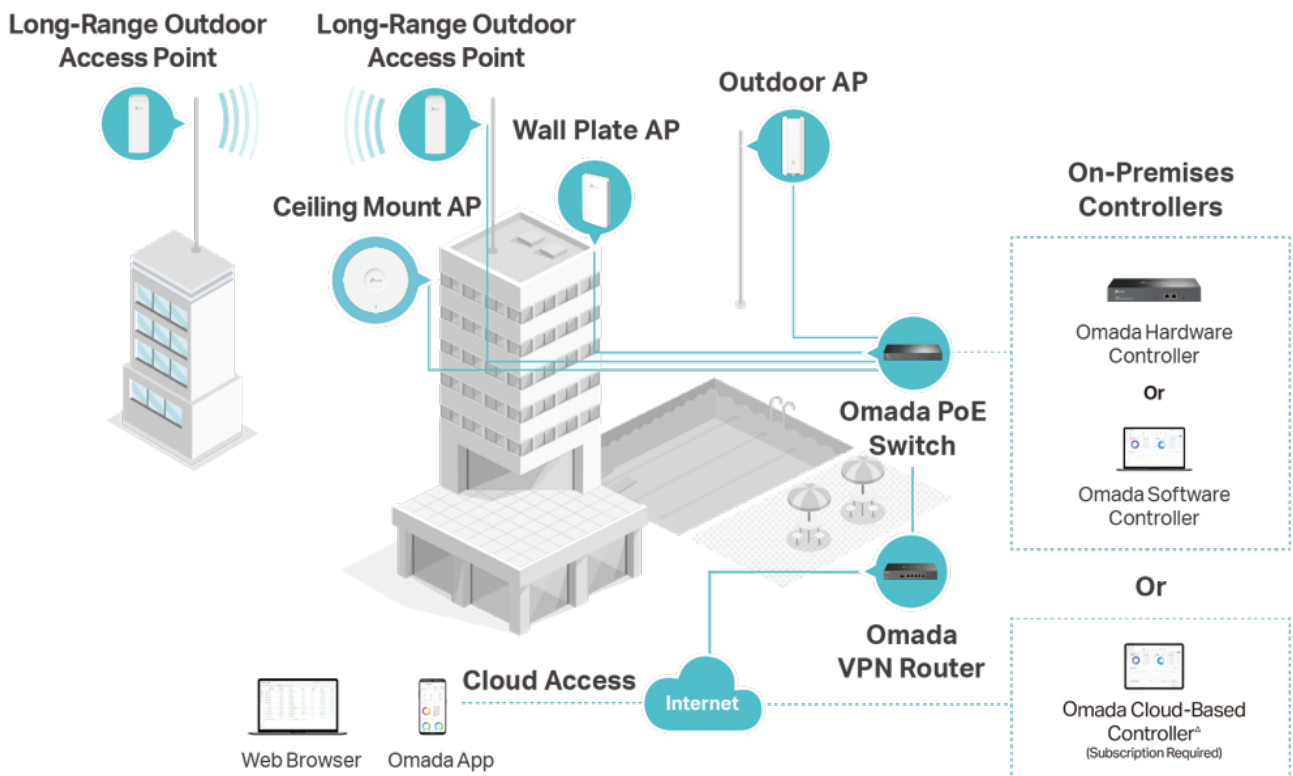
- Up to 5952 Mbps WiFi 6 Speeds: 1148 Mbps on 2.4 GHz + 4804 Mbps on 5 GHz*
- Supports WiFi 6 technologies, such as HE160, 1024-QAM, etc.*
- Integrates with Omada SDN platform for centralized management.
- Advanced Features: Omada Mesh, Seamless Roaming, and more.*
- PoE+ Powered: Supports both 802.3at PoE+ and DC (adapter not included).

Product Pictures



Omada Solution

Omada's Software Defined Networking (SDN) platform integrates network devices, including access points, switches, and gateways, providing 100% centralized cloud management. Omada creates a highly scalable network—all controlled from a single interface.



Specifications

Model		EAP683 UR
Name		AX6000 Ceiling Mount Wi-Fi 6 Access Point
Main Design	LAN Interfaces	1x 2.5Gbps Ethernet Port
	Wi-Fi Standards	IEEE 802.11 a/b/g/n/ac/ax
	Maximum Data Rate	2.4 GHz: 1148 Mbps, 5 GHz: 4804 Mbps
	Wireless Client Capacity	2GHz: 256, 5GHz: 256
	Antennas	2.4 GHz: 4 × 4.0 dBi, 5 GHz: 4 × 5.0 dBi
	Transmit Power	CE: <20 dBm(2.4 GHz EIRP); <23dBm(5 GHz band 1 & band 2 EIRP); <28dBm(5 GHz band 3 EIRP) FCC: <26 dBm(2.4 GHz); <26dBm(5 GHz)
Centralized Management	Reception Sensitivity	2.4GHz: 11ax HE20 MCS0:-95dBm;11ax HE20 MCS11:-65dBm 11ax HE40 MCS0:-92dBm;11ax HE40 MCS11:-64dBm 5GHz: 11ax HE20 MCS0:-94dBm;11ax HE20 MCS11:-64dBm 11ax HE40 MCS0:-91dBm;11ax HE40 MCS11:-61dBm 11ax HE80 MCS0:-88dBm;11ax HE80 MCS11:-58dBm 11ax HE160 MCS0:-85dBm;11ax HE160 MCS11:-55dBm
	Omada Software Controller	•
	Omada Cloud-Based Controller	•
	Omada Hardware Controller	•
	Omada APP	•
	Security	Captive Portal Authentication
Access Control		•
Maximum number of MAC Filter		4000
Wireless Isolation between Clients		•
VLAN		•
Rogue AP Detection		•
Wireless Encryption	WPA-Personal/Enterprise, WPA2-Personal/Enterprise, WPA3-Personal/Enterprise, OWE	

Model		EAP683 UR
Wireless Function	Multiple SSIDs	16 (8 on each band)
	Channel	US: 2G:1~11; 5G: 36-48, 52-64 (DFS), 100-140 (DFS), 149-165 EU: 2G: 1~13; 5G: 36-48, 52-64 (DFS), 100-140 (DFS)
	Enable/Disable Wireless Radio	•
	Enable/Disable SSID Broadcast	•
	Guest Network	•
	Automatic Channel Assignment	•
	Transmit Power Control	Adjust transmit Power on dBm
	QoS (WMM)	•
	Seamless Roaming	•
	Mesh	•
	Beamforming	•
	MU-MIMO	4*4 MU-MIMO DL&UL
	MIMO	4*4 (2.4G and 5G) MU-MIMO 4*4 (2.4G and 5G) SU-MIMO
	OFDMA	OFDMA UL/DL
	Rate Limit	Based on SSID/Client
	Load Balance	•
	Airtime Fairness	•
	Band Steering	•
	RADIUS Accounting	•
	MAC Authentication	•
Reboot Schedule	•	
Wireless Schedule	•	
Wireless Statistics	•	
Static IP/Dynamic IP	•	
Support Data Rates	802.11ax	2G Band: 8Mbps to 1148Mbps(MCS0—MCS11,NSS=1 to 4 HE20/40) 5G Band: 8Mbps to 4804Mbps(MCS0—MCS11, NSS=1 to 4 HE20/40/80/160)
	802.11ac	6.5Mbps to 4333Mbps(MCS0—MCS11,NSS=1 to 4 VHT20/40/80/160)
	802.11n	6.5Mbps to 800Mbps (MCS0—MCS9,HT20/40)
	802.11g	6, 9, 12, 18, 24, 36, 48 ,54 Mbps
	802.11b	1, 2, 5.5, 11 Mbps
	802.11a	6, 9, 12, 18, 24, 36, 48 ,54 Mbps
	802.11a	6, 9, 12, 18, 24, 36, 48 ,54 Mbps
Management	LED ON/OFF Control	•
	Management MAC Access Control	•
	Web-based Management	•
	SNMP	v1, v2c, v3
	SSH	•
	Restore & Backup	•
	Firmware update via Web	•
	NTP	•
	System Log	•
Email Alerts	•	

Model		EAP683 UR
Physical & Environment	Power Supply	802.3at PoE or 12V/2A DC DC Power Adapter Is Not Included
	Maximum Power Consumption	EU: 20.43W(For PoE); 17.7W(For DC) US: 23.51W(For PoE); 20.63W(For DC)
	Reset	•
	Mounting	Ceiling / Wall mouting (Kits included)
Others	Certifications	CE, FCC, RoHS
	Dimensions (W x D x H)	220 x 220 x 32.5 mm
	Net Weight	694.6g
	Enclosure Material / Rack Material	Top cover: PC-V0 Bottom shell: aluminum alloy ADC-12 Mounting rack: SUS304 stainless steel
	Lightning Protection	Air discharge: ±8kV Contact discharge: ±4kV Common mode: 10/700: ±4kV
Environment	Operating Temperature: 0 °C–40 °C (32 °F–104 °F); Storage Temperature: -40 °C–70 °C (-40 °F–158 °F); Operating Humidity: 10%–90% non-condensing; Storage Humidity: 5%–90% non-condensing;	

Disclaimers

- * Maximum wireless signal rates are the physical rates derived from IEEE Standard 802.11 specifications. Actual wireless data throughput and wireless coverage are not guaranteed. They will vary as a result of 1) environmental factors, including building materials, physical objects, and obstacles, 2) network conditions, including local interference, volume and density of traffic, product location, network complexity, and network overhead; and 3) client limitations, including rated performance, location, connection, quality, and client condition.
- * The actual capacity depends on the wireless environment and client traffic and is generally less than the maximum number of client connections.
- * Actual network speed may be limited by the rate of the product's Ethernet WAN or LAN port, the rate supported by the network cable, Internet service provider factors and other environmental conditions.
- * PoE budget calculations are based on laboratory testing. Actual PoE power budget is not guaranteed and will vary as a result of client limitations and environmental factors.
- * Use of WiFi 6 (802.11ax) and its features, such as OFDMA and 1024-QAM, require clients to support the corresponding features.
- * Omada Mesh, Seamless Roaming, and Captive Portal require Omada SDN controllers. Go to <https://www.tp-link.com/en/omada-mesh/product-list/> to find all the models supported by Omada mesh technology, and refer to the User Guides of Omada SDN controllers for configuration methods.
- * Zero-Touch Provisioning, Auto Channel Selection, and Power Adjustment require the use of Omada Cloud-Based Controller. Go to <https://www.tp-link.com/en/omada-cloud-based-controller/product-list/> to confirm which models are compatible with Omada Cloud-Based Controller.

Some models featured in this guide may be unavailable in your country or region. Visit TP-Link website for local sales information: <https://www.tp-link.com>. Specifications are subject to change without notice.

© 2024 TP-Link