

Outstanding Visibility with Reliable Performance

XF Series

There is increasing demand for outdoor signage for delivering information and advertisement. With high-brightness and reliable performance, the open frame XF Series is able to achieve these goals effectively in any location.



Outstanding Visibility with Reliable Performance

XF Series

Outstanding Visibility

High Brightness

With a great brightness of 3,000* cd/m², XF series clearly deliver contents and attract public attention, which is the ultimate display for outdoor visibility.



* 32XF1E: 1,500 cd/m²

Visible with Polarized Sunglasses

QWP (Quarter Wave Plate)* enables clear visibility even when the viewer is wearing polarized sunglasses.



* 32XF1E: Available in 2019.


Outstanding Visibility with Reliable Performance

XF Series

Product Reliability

High Operating Temperature

Its high reliability under high operating temperatures reduces additional costs for air conditioning system.



Conformal Coating

The product can be often unavoidably exposed to dust and water during maintenance. Conformal coating on every major circuit board eliminates such troubles by protecting it against dust, iron powder, humidity, etc.



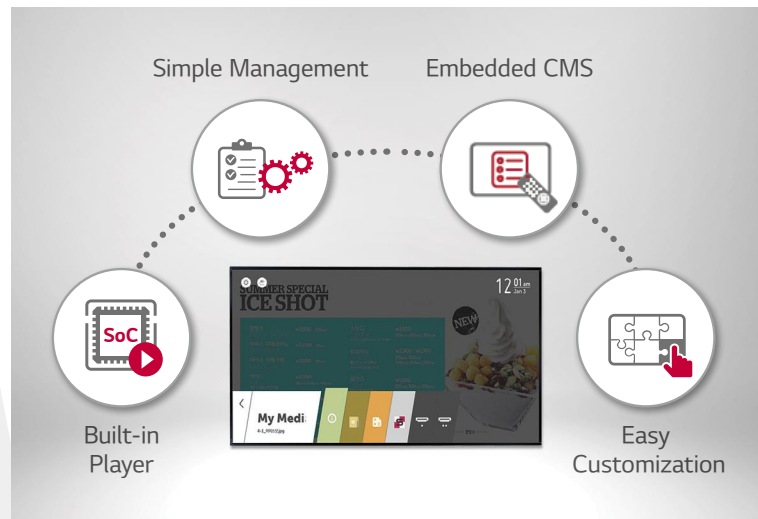
Outstanding Visibility with Reliable Performance

XF Series

High Performance


webOS Smart Platform

Quad Core SoC (System-on-Chip) can execute several tasks at the same time without a separate media player. In addition, webOS 3.0 platform enhances user convenience with intuitive UI and simple app development tools.



Smart Brightness Compensation

The built-in BLU sensor* constantly measures the brightness of the display and automatically compensates for reduced brightness during operation.



* Exclusive to the 75XF3ES model

Outstanding Visibility with Reliable Performance

XF Series

Easy Installation

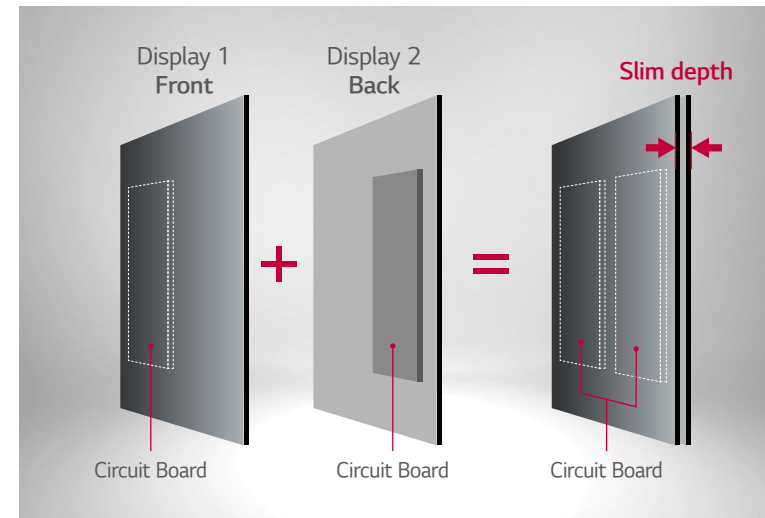
Slim Design

Thanks to its thin depth, the XF series takes up less space and leads to ease of installation for various applications.



Optimized Design for Double-sided Display

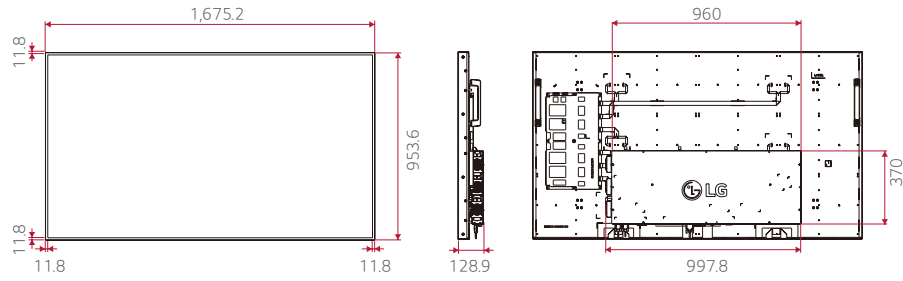
For double-sided displays, the circuit board box at the back of the display is conveniently positioned* to conserve space with two back-to-back installations.



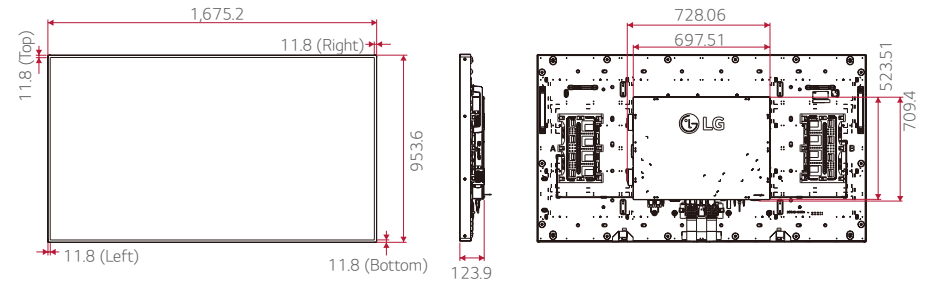
* Exclusive to the 75XF3ES model

Dimension (Unit: mm)

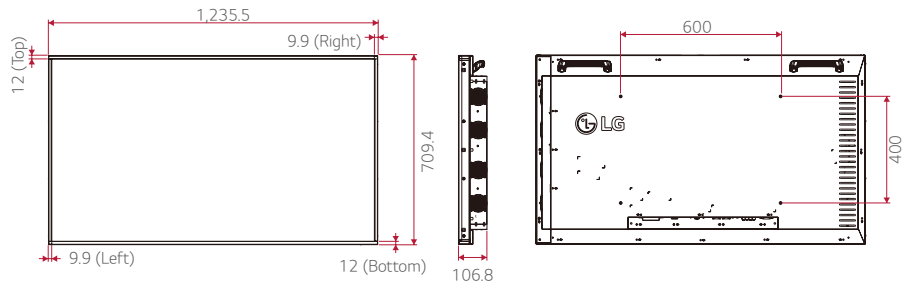
75XF3ES



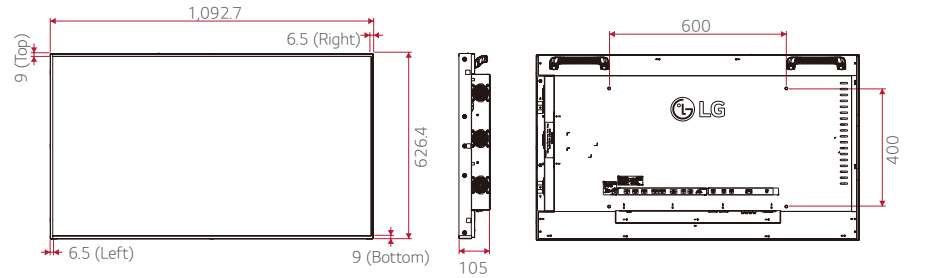
75XF3C



55XF3E

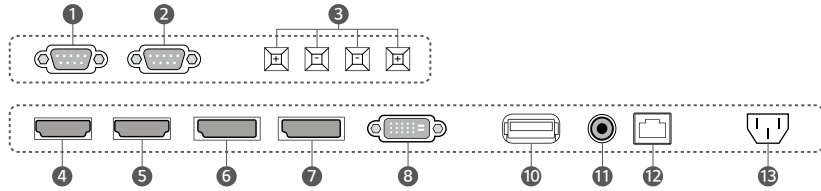


49XF3E

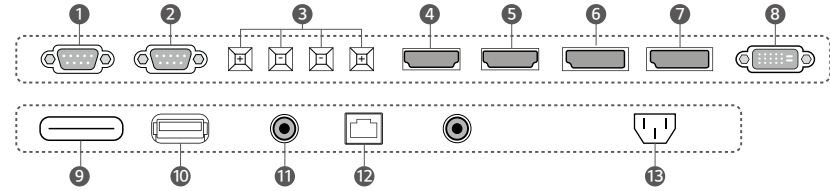


Connectivity

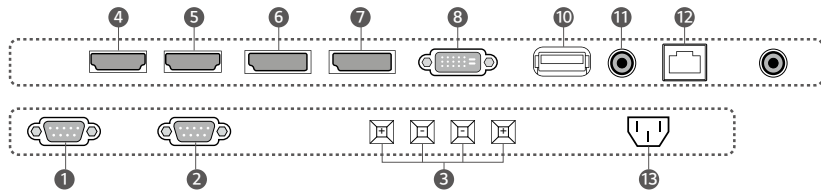
75XF3ES



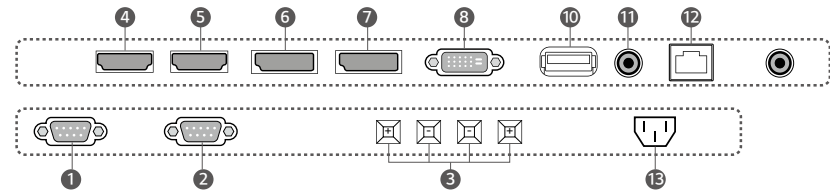
75XF3C



55XF3E



49XF3E



- 1 RS232C IN
- 2 RS232C OUT
- 3 SPEAKER OUT (8 Ω)

- 4 HDMI IN 1
- 5 HDMI IN 2
- 6 DP IN

- 7 DP OUT
- 8 DVI-D IN
- 9 SD CARD

- 10 USB IN
- 11 AUDIO IN
- 12 LAN

- 13 AC IN
- 14 AUDIO OUT

Specifications

	75XF3ES-B	75XF3C-B	55XF3E-B	49XF3E-B	
PANEL	Screen Size	75" (74.52" Measured Diagonal)	75" (74.52" Measured Diagonal)	55" (54.64" Measured Diagonal)	49" (48.50" Measured Diagonal)
	Panel Technology	IPS, M+ (WRGB)	IPS, M+ (WRGB)	IPS, M+ (WRGB)	IPS, M+ (WRGB)
	Aspect Ratio	16 : 9	16 : 9	16 : 9	16 : 9
	Native Resolution	3,840 × 2,160 (UHD)	3,840 × 2,160 (UHD)	1,920 × 1,080 (FHD)	1,920 × 1,080 (FHD)
	Brightness	3,000 cd/m ² (Typ.), 2,800 cd/m ² (Min)	3,000 cd/m ² (Typ.), 2,400 cd/m ² (Min.)	3,000 cd/m ² (Typ.), 2,400 cd/m ² (Min.)	3,000 cd/m ² (Typ.), 2,400 cd/m ² (Min.)
	Contrast Ratio (Typ.)	1,200 : 1	1,200 : 1	1,000 : 1	1,300 : 1
	Viewing Angle (H × V)	178 × 178	178 × 178	178 × 178	178 × 178
	Color Depth	1.07 Billion	1.07 Billion	16.7 Million	16.7 Million
	Surface Treatment	Haze 3%, QWP	Haze 3%, QWP	Haze 3%, QWP	Haze 3%, QWP
	Lifetime	50,000 Hrs	50,000 Hrs	50,000 Hrs	50,000 Hrs
Operation Hours	24 Hrs	24 Hrs	24 Hrs	24 Hrs	
Orientation	Landscape & Portrait	Landscape & Portrait	Landscape & Portrait	Landscape & Portrait	
CONNECTIVITY	Input	HDMI (2), DP, DVI-D, Audio, USB	HDMI (2), DP, DVI-D, Audio, USB, SD Card	HDMI (2), DP, DVI-D, Audio, USB	HDMI (2), DP, DVI-D, Audio, USB
	Output	DP, External Speaker	DP, External Speaker	DP, External Speaker	DP, External Speaker
	External Control	RS232C In/Out, RJ45 In, IR	RS232C In/Out, RJ45 In, IR	RS232C In/Out, RJ45 In, IR	RS232C In/Out, RJ45 In, IR
PHYSICAL SPECIFICATION	Bezel Color	Black	Black	Black	Black
	Bezel Width	11.8 mm (Even)	11.8 mm (Even)	12 mm (T/B), 9.9 mm (L/R)	9 mm (T/B), 6.5 mm (L/R)
	Monitor Dimension (W × H × D)	1,675.2 × 953.6 × 128.9 mm	1,675.2 × 953.6 × 123.9 mm	1,235.5 × 709.4 × 106.8 mm	1,092.7 × 626.4 × 105 mm
	Weight (Head)	37.5 kg	36.7 kg	26.5 kg	21.5 kg
	Carton Dimensions (W × H × D)	1,816 × 1,106 × 285 mm	1,816 × 1,106 × 285 mm	1,344 × 236 × 820 mm	1,195 × 196 × 760 mm
	Packed Weight	47.0 kg	46.3 kg	32.25 kg	26.2 kg
	VESA™ Standard Mount Interface	N/A	N/A	600 × 400 mm	600 × 400 mm
Cooling Fan	Yes (x3)	Yes (x2)	Yes (x4)	Yes (x3)	
SPECIAL FEATURES	Temperature Sensor, Cooling Fan, Auto Brightness Sensor, Energy Saving, Smart Energy Saving, Tile Mode (up to 15 × 15), Natural Mode@Tile Mode, Source Selection, Brightness/Contrast/Backlight, DPM Select, File Play with USB, Internal Memory (8GB, System 4GB + Available 4GB), Wi-Fi Dongle Ready				
ENVIRONMENT CONDITIONS	Operation Temperature ¹⁾	0°C to 50°C	0°C to 50°C	0°C to 50°C	0°C to 50°C
	Operation Humidity	10% to 80%	10% to 85%	10% to 80%	10% to 80%
POWER	Power Supply	100-240 V ~, 50/60 Hz	100-240 V ~, 50/60 Hz	100-240 V ~, 50/60 Hz	100-240 V ~, 50/60 Hz
	Power Type	Built-In Power	Built-In Power	Built-In Power	Built-In Power
	Power Consumption (Typ./Max.)	620 W (Full White) (※ IEC62087 - 353 W) / 700 W	660 W (Full White) (※ IEC62087 - 403 W) / 695 W	250 W (Full White) (※ IEC62087 - 230 W) / 300 W	250 W (Full White) (※ IEC62087 - 222 W) / 290 W
SOUND	Speaker	20 W (10 W × 2) for External Speaker	20 W (10 W × 2) for External Speaker	20 W (10 W × 2) for External Speaker	20 W (10 W × 2) for External Speaker
STANDARD (CERTIFICATION)	Safety	IEC 60950-1 / EN 60950-1 / UL 60950-1	IEC 60950-1 / EN 60950-1 / UL 60950-1	IEC 60950-1 / EN 60950-1 / UL 60950-1	IEC 60950-1 / EN 60950-1 / UL 60950-1
	EMC	FCC Class "A" / CE / KC	FCC Class "A" / CE / KC / VCCI	FCC Class "A" / CE / KC	FCC Class "A" / CE / KC
SOFTWARE COMPATIBILITY²⁾	Content Management Software	SuperSign CMS	SuperSign CMS	SuperSign CMS	SuperSign CMS
	Control and Monitoring Software	SuperSign Control+ / Control	SuperSign Control+ / Control	SuperSign Control+ / Control	SuperSign Control+ / Control
ACCESSORIES	Basic	Remote Controller, Power Cord, HDMI Cable, IR Extension Kit, Manual (ESG&EIG)	Remote Controller, Power Cord, HDMI Cable, IR Extension Kit, Manual (ESG&EIG)	Remote Controller, Power Cord, HDMI Cable, IR Extension Kit, Manual (ESG&EIG)	Remote Controller, Power Cord, HDMI Cable, IR Extension Kit, Manual (ESG&EIG)
	Optional	Wi-Fi Dongle (AN-WF500)	Wi-Fi Dongle (AN-WF500)	Wi-Fi Dongle (AN-WF500)	Wi-Fi Dongle (AN-WF500)

¹⁾ Without direct sunlight or with cooling systems in direct sunlight ²⁾ Software compatibility may change over time. Please contact LG sales representative for details.



Download
LG C-Display+
Mobile App

Google Play Store

www.lg.com/global/business/information-display
www.youtube.com/c/LGCommercialDisplay
www.facebook.com/LGInformationDisplay
www.linkedin.com/company/lginformationdisplay
twitter.com/LG_ID_HQ

LG may make changes to specifications and product descriptions without notice.
Copyright © 2023 LG Electronics Inc. All rights reserved. "LG Life's Good" is a registered trademark of LG Corp.
The names of products and brands mentioned here may be the trademarks of their respective owners.

