



Graduation Ceremony Guide for the 2022-2023 Academic Year Thammasat University



Prepared by the Graduate Committee for the Academic Year 2022-2023 in collaboration with the Academic Administration Division and the Student Affairs Division, Thammasat University.

Table of Contents

- 01 Graduation gown and dress code
- 15 Rehearsal
- 19 Receiving the Degree Certificate
- 27 Additional Guidelines and Recommendations
- 30 “Submission of Graduate Names in Case of Deviation from General Practice” Form
- 32 Oath
- 34 The Royal Anthem of Thailand and Thammasat University Anthem





Graduation gown and dress code

01



The doctoral gown: The doctoral gown is crafted from black silk or serge fabric, designed as a full-length robe extending to a position slightly above the ankles. It features a pleated back, an open front, and wide sleeves reaching to the elbows. The shoulder sash, made of silk, serge or velvet in the faculty's designated color, is worn over the left shoulder. The gown is adorned with a 7-centimeter circular emblem, featuring a gold Dharmachakra with a red enamel border, a gold Constitution on a pedestal overlaid on the Dharmachakra, and the Thammasat University initials “มธ” (Mor Tor) in navy blue positioned below.

The Doctor of Philosophy gown: The Doctor of Philosophy gown closely resembles the doctoral gown, except for the left shoulder sash, which is divided equally into yellow (inner) and red (outer).

This dress code complies with Thammasat University regulations, B.E. 2558 (2015). No.4



Graduation gown and dress code

The Master's Gown: The master's gown is similar to the doctoral gown, except it has two stripes at the end of each shoulder.

The gowns for medical, dental, and pharmaceutical graduates are similar to the master's gown.

The Bachelor's Gown: The bachelor's gown is similar to the master's gown, except it has one stripe at the end of each shoulder.

The postgraduate diploma gown: The postgraduate diploma gown is similar to the master's gown, except it has one stripe at the end of each shoulder and a white trim above the stripe, 3 cm wide and as long as the shoulder width. The white trim is spaced 2 cm from the stripe, with gold trim 0.5 cm wide above and below the white trim.



This dress code complies with Thammasat University regulations, B.E. 2558 (2015). No.4



Rehearsal Dress Code

03

Dress Code for Faculty rehearsal and The university-wide rehearsal

Dress Code for the dress rehearsal



Bachelor's graduates: Graduates are required to wear student uniform, including footwear consistent with that worn at the official commencement day.

Postgraduate and diploma graduates: Graduates are required to dress in polite and formal Dress Code, specifically wearing light-colored shirts. T-shirts and sandals are not allowed. It is recommended that female graduates wear skirts.



[same as on the Commencement day](#)



Commencement Day Dress Code

Graduates wear graduation gowns with shoulder sashes in the colors of their faculty/department and dress as follows:

- **Male Graduates (For those who are not government officials or state employees)**



Shirt

1. Wear a long-sleeved white shirt with a modest design.
2. No patterns, not tight-fitting, with white buttons.
3. Tuck the shirt into the pants.

Necktie

1. Navy blue with the Dharmachakra emblem (either pin or screen-printed).
2. Do not use a tie clip or tie pin.



Suit

Dark navy blue suit jacket with no patterns, long sleeves covering the wrists, and the jacket length covering the belt.

Pants

Dark navy blue straight-cut pants with no patterns, long enough to cover the ankles, not folded, not tight-fitting, and not tapered.

Belt

Black leather belt with a silver buckle featuring the yellow and red Dharmachakra emblem.

Shoes and Socks

1. Black leather shoes with closed heels, no laces, rounded or square toes, no pointed toes. If perforated or with slight patterns, they must be black and non-reflective, with no metal or decorative elements.
2. Black socks long enough to cover the ankles.



Commencement Day Dress Code

Graduates wear graduation gowns with shoulder sashes in the colors of their faculty/department and dress as follows:

- Female Graduates (For those who are not government officials or state employees)



Shirt

1. Wear a short-sleeved white shirt with a modest design, no patterns, not tight-fitting, with silver buttons and the Dharmachakra emblem. Button the collar and attach the silver Dharmachakra pin on the left chest.
2. The shirt length should be appropriate, allowing the skirt to cover it neatly.
3. Do not attach any dangling pins to the collar.

Skirt

- Dark navy blue or black skirt (can be A-line or pleated), knee-length, not visible outside the graduation gown, fitting properly, not too tight or too loose.

Belt

- Leather or suede belt in black or brown with a silver buckle featuring the yellow and red Dharmachakra emblem.

Shoes and Stockings

1. Black leather shoes with closed heels and toes, rounded or square toes, no pointed or high heels (minimum height of 1 inch, must be comfortable for walking). If perforated or with slight patterns, they must be black and non-reflective, with no metal or decorative elements.
2. Full-body stockings in a nude color or close to the natural skin tone (for everyone).

Commencement Day Dress Code

Graduates wear graduation gowns with shoulder sashes in the colors of their faculty/department and dress as follows:

➤ Female Graduates (Muslim)



Shirt

- Wear a long-sleeved white shirt with a modest design, no patterns, not tight-fitting. The shirt length should be appropriate, allowing the skirt to cover it neatly. Do not attach any dangling pins to the collar.

Hijab

- Wear a plain black or white headscarf (hijab) with no patterns. Attach the Dharmachakra pin on the left chest above the hijab.



Belt

- Leather or suede belt in black or brown with a silver buckle featuring the yellow and red Dharmachakra emblem.

Skirt

- Black straight-cut skirt (can be A-line or pleated), ankle-length.

Shoes and Stockings

1. Black leather shoes with closed heels and toes, rounded or square toes, no pointed or high heels (minimum height of 1 inch, must be comfortable for walking). If the shoes have perforations or slight patterns, they must be black and non-reflective. with no metal or decorative elements.
2. Full-body stockings in a nude color or close to the natural skin tone (for everyone).

(If graduates wish to wear black stockings or socks instead of nude-colored stockings, they must submit a request by filling out the "Submission of Graduate Names in Case of Deviation from General Practices" form and send it to their respective faculty before the faculty rehearsal day for individual consideration.)



Commencement Day Dress Code

Graduates wear graduation gowns with shoulder sashes in the colors of their faculty/department and dress as follows:

➤ Graduates who are Government Officials or State Employees



Uniform

- Standard white uniform as specified by the respective government agency, with correct insignia and ribbons.

Shoes and Socks (Male)

1. Black leather shoes with closed heels, no laces, rounded or square toes, no pointed toes. If perforated or with slight patterns, they must be black and non-reflective, with no metal or decorative elements.
2. Black socks long enough to cover the ankles.

Shoes and Stockings (Female)

1. Black leather shoes with closed heels and toes, rounded or square toes, no pointed or high heels (minimum height of 1 inch, must be comfortable for walking). If perforated or with slight patterns, they must be black and non-reflective, with no metal or decorative elements.
2. Full-body stockings in a nude color or close to the natural skin tone (for everyone).

(If graduates wish to wear the standard white uniform as specified by their respective government agency to participate in the ceremony, they must submit a request through the "Submission of Graduate Names in Case of Deviation from General Practices" form and send it to their respective faculty before the faculty rehearsal day.)



Commencement Day Dress Code

Graduates wear graduation gowns with shoulder sashes in the colors of their faculty/department and dress as follows:

- Graduates who have completed the 5th year of the Reserve Officer Training Cops Student Curriculum and hold the rank of Acting Sub Lieutenant



Uniform

- Standard white uniform with insignia and ribbons according to rank and affiliation.

Hair (Male)

- Short haircut on three sides (white), with the top cut to a length of 2 to 3 centimeters. Hair should be black and not dyed or colored.

Hair (Female)

- Hair should be neatly tied using a hairnet, with no decorations on the head.

Sword - According to the affiliated corps, with a sword knot (three tails) and white gloves.

Shoes - Military-style leather shoes.

Socks (Acting Sub Lieutenant Men) - Black socks long enough to cover the ankles.

Stockings (Acting Sub Lieutenant Women) Full-body stockings in a nude color or close to the natural skin tone (for everyone).

(If graduates who are Acting Sub Lieutenants wish to wear the army uniform with insignia on the commencement day, must present the letter of appointment to the university and faculty commencement committee on the day of dress rehearsal.)



Commencement Day Dress Code

09

➤ Male Graduates' Hairstyle



1. Cut hair in a modest style, neatly arranged so that it does not cover the face.
2. If the hair at the back reaches shoulder length, tie it neatly or wear a short wig.
3. Hair can be dyed in dark brown tones, referencing the permissible shades in the attached document.
4. No mustaches or beards.


(In cases where it is necessary to keep facial hair for religious reasons, graduates must submit a request by filling out the form "Submission of Graduate Names in Case of Deviation from General Practices" and send it to their respective faculty before the faculty rehearsal day for individual consideration.)



Commencement Day Dress Code

10

➤ Female Graduates' Hairstyle



1. Do not decorate with flowers or accessories.
2. Hair can be dyed in dark brown tones, referencing the permissible shades in the attached document.
3. If you have long hair, it should be neatly tied or gathered.
4. If you wish to leave your hair down, ensure the hair on the left side of your face is neatly arranged.
5. Do not let hair cover your face. If you have bangs, they should not cover your eyebrows or eyes.
6. You may curl your hair or braid it into small braids.



Commencement Day Dress Code

➤ Wearing the Graduation Gown



Male graduate

Cross the cords over each other without tying them into a bow or any knots.



Female graduate

Fasten all the front hooks.

Precautions

The front of the graduation gown's sash should be plain, while the back should have a pattern. It is recommended to pin the inside of the sash to the gown to prevent it from twisting.



Commencement Day Dress Code

Shoulder Sash Colors for Thammasat University Graduates



คณะ
นิติศาสตร์



คณะ
พาณิชยศาสตร์
และการบัญชี
สาขา
วิชาการบัญชี



คณะ
พาณิชยศาสตร์
และการบัญชี
สาขา
วิชาบริหารธุรกิจ



คณะ
รัฐศาสตร์



คณะ
เศรษฐศาสตร์



คณะ
สังคมสงเคราะห์ศาสตร์
สาขาวิชาสังคมสงเคราะห์ศาสตร์
และสาขาอื่นในระดับปริญญาตรี



คณะ
สังคมสงเคราะห์ศาสตร์
สาขาวิชาพัฒนาชุมชน
ระดับปริญญาตรี



คณะ
สังคมสงเคราะห์ศาสตร์
สาขาวิชาพัฒนาแรงงาน และสวัสดิการ
ระดับปริญญาตรี



คณะ
ศิลปศาสตร์



คณะ
วารสารศาสตร์
และสื่อสารมวลชน



คณะ
สังคมวิทยาและ
มนุษยวิทยา



คณะ
วิทยาศาสตร์
และเทคโนโลยี



คณะ
วิศวกรรมศาสตร์



คณะแพทยศาสตร์
สาขาวิชาแพทยศาสตร์



คณะ
แพทยศาสตร์
สาขาวิชาการแพทย์แผนไทยประยุกต์
และสาขาวิชาวิทยาศาสตร์



คณะ
สหเวชศาสตร์



คณะ
แพทยศาสตร์



คณะ
ศิลปกรรมศาสตร์



คณะ
ทันตแพทยศาสตร์
สาขาวิชาทันตแพทยศาสตร์
สาขาวิชาวิทยาศาสตร์และ
สาขาวิชาทันตสาธารณสุข



คณะ
ทันตแพทยศาสตร์
สาขาวิชาวิทยาศาสตร์
ระดับปริญญาโท



คณะ
สถาปัตยกรรมศาสตร์
และการผังเมือง



คณะ
สาธาณสุขศาสตร์



วิทยาลัย
โลกคดีศึกษา



สถาบัน
เทคโนโลยีนานาชาติ
สิรินธร



สถาบันภาษา



วิทยาลัย
นวัตกรรม



วิทยาลัย
สหวิทยาการ



วิทยาลัย
นานาชาติ ปรีดี พนมยงค์



วิทยาลัย
พัฒนศาสตร์
ปิวย อิงภากรณ์



คณะ
วิทยาการเรียนรู้
และศึกษาศาสตร์





Rehearsal

There are three rehearsals before the commencement ceremony:

1st Rehearsal

(Organized by each faculty's commencement committee)

Date and Time: Determined by each faculty.

Rehearsal Venue: Determined by each Faculty.

Graduates of bachelor degree program : Wear student uniforms.

Graduates of PhD and Master's degree programs: Wear appropriate attire in subdued color. T-shirts and sandals are not allowed. It is recommended that female graduates wear skirts.

Shoes: Wear the same shoes as on the commencement day.

Agenda

1. Ceremony overview
2. Paying homage
3. Receiving the degree
4. Stepping back



Rehearsal

There are three rehearsals before the commencement ceremony:

2nd Rehearsal

(The University-wide rehearsal)

Date and Time: Saturday, January 25, 2025.

Rehearsal Venue: Kittiyakhan Grand Auditorium,
Thammasat University, Rangsit.

Graduates of bachelor degree program : Wear student uniforms.

Graduates of PhD and Master's degree programs : Wear appropriate attire in subdued color. T-shirts and sandals are not allowed. It is recommended that female graduates wear skirts.

Shoes: Wear the same shoes as on the commencement day.

Agenda

1. Ceremony Overview
2. Paying homage
3. Receiving the degree
4. Stepping back

(If anyone makes a mistake, they will be separated and required to practice again until they get it right.)



Rehearsal

There are three rehearsals before the commencement ceremony:

3rd Rehearsal (The dress rehearsal)

Date and Time: Saturday, January 26, 2025.

Rehearsal Venue: Kittiyakhan Grand Auditorium, Thammasat University, Rangsit.

- Seating arrangements are the same as on the actual ceremony day.
- **All participants in the commencement ceremony must attend**
- **Graduates are required to wear the graduation gown as stated in the manual**

Agenda

1. Same as the University-wide rehearsal
2. Rising from the seat
3. Proceeding to the stage
4. Receiving the degree certificate
5. Return to the seat
6. Making an oath
7. Singing the Royal Anthem
8. Singing the “Yoong Thong” University Anthem



IMPORTANT !!

18

Graduates are required to attend all three rehearsals. Those who cannot participate in any rehearsal must obtain a prior approval by submitting the in absentia request form, and submit evidence to the dean.

Requirements:

1. Absence from the 1st rehearsal and 2nd rehearsal

A prior approval must be obtain from the dean.

2. Absence from the dress rehearsal

A prior approval must be obtain from the Vice Rector of the Academic Affairs.

Permission to be absent will be approved only for necessary reasons.

The graduates must complete the in absentia request form and submit it to the faculty.



Receiving the Degree Certificate

The Procedure for Receiving the Degree Certificate

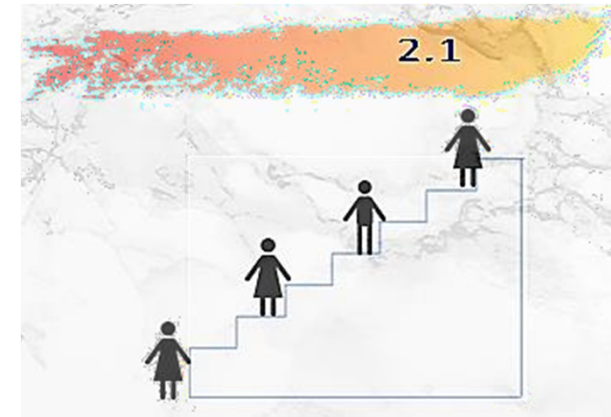
1. Rising from the seat Graduates in the first row should watch for the signal from the row officer, who will signal all graduates in the row to stand up. When standing, do so slowly, hold the seat, and pay respect together.

2. Receiving the degree certificate

2.1 The first graduate will lead their fellow graduates to wait at the top step of the stage stairs. The next graduate should stand one step apart.

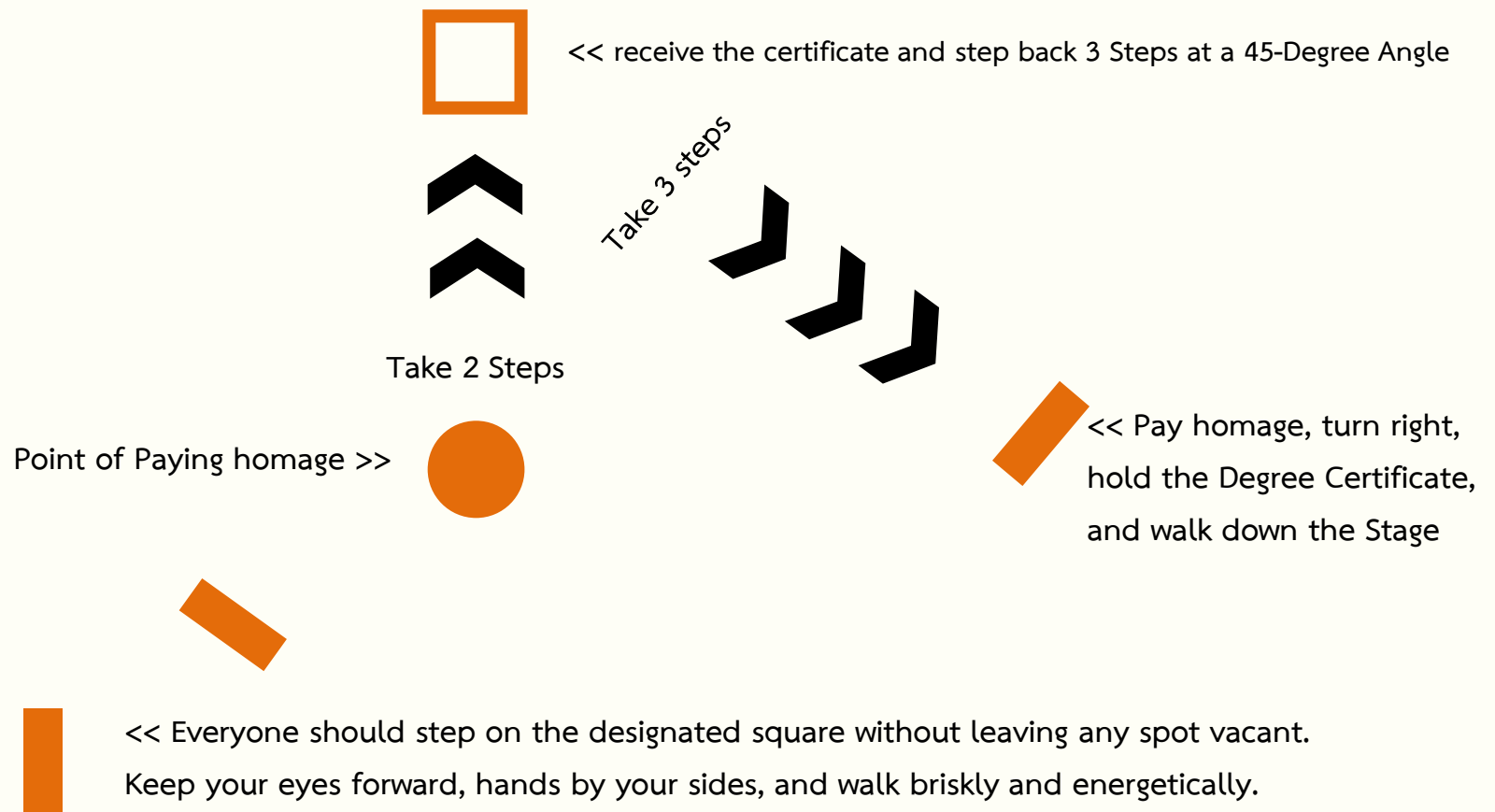
2.2 While the dean rises from their seat to the microphone, the "first graduate of the faculty" will lead the line of graduates to stand at the designated circle, facing the throne, and pay respect once on behalf of the entire faculty

2.3 When the dean calls the name, pay respect again and take two steps forward to the designated square to receive the degree certificate from the his majesty the King.





Receiving the Degree Certificate





Receiving the Degree Certificate

Paying Homage (Male Graduates)

01

Stand Straight



02

Arms Down



03

Face the Throne



04

Bow



Graduates should stand straight with feet together, arms by their sides, facing the throne, and quickly bow their heads slightly. (Nod)



Receiving the Degree Certificate

Paying Homage (Female Graduates)

01

Stand Straight



02

Arms Down



03

Face the Throne



04

Curtsy



Graduates should stand straight with feet together, arms by their sides, facing the throne.

Move one foot back behind the other foot. Slightly bend your knees and lower yourselves. then straighten your knees and returning to a standing posture. Bring the back foot to step forward the throne.

Receiving the Degree Certificate

Receiving the Certificate

01

Stand Straight

02


Eyes Forward

03

Raise Hand Slightly

04

Get and Roll in



- Graduates should raise their right arm with the thumb on top, eyes looking straight at the degree certificate. The arm does not need to be straight.
- Slightly raise the hand, palm up, to receive the degree certificate. The thumb should hold the middle of the certificate, with the certificate resting in the palm and the other four fingers underneath.
- After receiving the degree certificate, roll the arm inward, hold the certificate vertically against the chest, and walk back to the seat.



Receiving the Degree Certificate

Returning to Seat



- Walk back to your seat in order.
- When you reach your seat, stand and wait for your peers to complete the row. Pay respect together, then sit down with the degree certificate on your lap.



Receiving the Degree Certificate

Clapping

Clapping for Degree Recipients

1. All honorary degree recipients.
2. Emeritus professors.
3. University council president representing graduate students.
4. The first graduate of each faculty and all graduates with honors.
5. The last graduate of each faculty.

Disabled Graduates

Disabled graduates who wish to receive their degree certificate should submit a request to their faculty by filling out the form "Submission of Names of Graduates with Different Practices from General Guidelines." The faculty will then proceed with the request.



Receiving the Degree Certificate

During the Ceremony in the Auditorium

- Maintain a respectful demeanor.
- Graduates seated in the front row who have not yet received their degree certificates should sit upright, with the right hand over the left. Do not talk, sleep by leaning back, cross legs, or stretch out comfortably.
- Do not engage in playful behavior with friends, such as clapping hands together.
- Do not leave your seat to go to the restroom. Please prepare yourself before entering the auditorium.
- If you feel unwell, inform the faculty staff.
- Observe the signal givers on the stage.
- Follow the instructions of all staff members.

For the procedure of graduate students receiving their degree certificates in front of the portrait of His Majesty the King, follow the same practices as undergraduate graduates in every aspect.



Additional Guidelines and Recommendations



- Eyeglasses frames must be black, gold, silver, navy blue, gray, brown, rose gold, or frameless.
- Eyeglasses should not have any fashion patterns.
- If graduates have eyeglasses that do not meet the requirements and cannot wear contact lenses, they should fill out the form "Submission of Names of Graduates with Different Practices from General Guidelines" and submit it to their faculty before the rehearsal day for each faculty for individual consideration.
- If wearing contact lenses, they must be in neutral colors: brown, black, or clear, with minimal or natural patterns, and a size not exceeding 14.5 mm. Big-eye lenses are not allowed.



Black



Silver



Grey



Navy Blue



Brown



Gold



Rose Gold

Additional Guidelines and Recommendations

Example of Eyelash Style



- All types of false eyelashes can be worn, provided they are not too thick or long and look natural. Examples include Melinda BK-311, Nongchat natural signature 01, Preciosa 4d-008, or other brands that meet these natural thickness criteria.
- Avoid wearing perfume.
- Keep nails short and even with the fingertips. Do not extend nails or apply fashion nail art.
- Do not wear watches or metal jewelry. Do not bring coins, communication devices, cameras, keys, tissues, or any belongings, including food and drinks, into the Kittiyakarn building.

Permissible Hair Colors :

Thank you for the image from the Farger hair color



Additional Guidelines and Recommendations

In cases where graduates have different practices from the general guidelines, they must fill out the form "Submission of Names of Graduates with Different Practices from General Guidelines" and submit it to their faculty before the rehearsal day for each faculty for individual consideration, such as:

1. Cross-dressing.
2. Wearing a white uniform (all types). If the graduate is a cadet, they must attach a copy of the rank appointment order and bring the copy on the rehearsal day.
3. Having eye or hair color from birth that does not match the permissible colors.
4. Needing to carry essential medication or medical supplies, with a doctor's certificate.
5. Disabled graduates who need assistive devices or assistance from staff.
6. Other cases.





“Submission of Graduate Names in Case of Deviation from General Practice”

Form



<https://shorturl.asia/Gmv1I>

Form for Submitting Names of Graduates with Different Practices
from General GuidelinesNames of Graduates Requesting Permission
to Receive Degree Certificates (Special Cases) for the Academic

Year 2022-2023



Additional Guidelines and Recommendations

- There will be a dress code inspection on the dress rehearsal day to provide recommendations for the actual ceremony. The same dress code will be enforced on the commencement day. Graduates should ensure their hairstyles are neat and appropriate on the dress rehearsal day, as it is also for group photos. Style your hair as you would on the actual ceremony day for a polished and respectful appearance.
- On the day of the dress rehearsal, seating arrangements will be adjusted to match the actual ceremony. Do not bring any belongings into the Kittiyakhan Grand Auditorium. You may carry communication devices, but they must be silenced to avoid disturbing others. The university will not be responsible for any loss and will not provide storage for any items or belongings on rehearsal days, including the dress rehearsal and the commencement day.
- If graduates do not follow the university's regulations, they will be disqualified from participating in the degree conferral ceremony.
- The university does not allow any items to be brought into the ceremony. If necessary, permission must be obtained from the university on a case-by-case basis, such as carrying essential medication with a doctor's certificate stating it must be carried.



Oath

Representative (Speaking Alone)

“ขอเดชะ ฝ่าละอองธุลีพระบาท ปกเกล้า ปกกระหม่อม ข้าพระพุทธเจ้า ขอพระราชทานพระบรมราชวโรกาส นำบัณฑิตผู้สำเร็จการศึกษาที่เข้ารับพระราชทานปริญญาบัตร ถวายคำปฏิญาณ ดังต่อไปนี้”

Representative Leads, and all graduates follow

Kha Phra Phuttha Chao / Ja Praphuet Ton Nai Thang Thi Chop / Lae Raksa Wai /

Sueng Watthanatham An Di-ngam / Phuea Kiattikhun / Haeng Mahawitthayalai Thammasat /

Kha Phra Phuttha Chao / Ja Damrong Ton / Lae Prakop Samma Achip / Nai Thang Thi Sueasat Sutrit/

Yu Nai Krop Haeng Nititham / Lae Silatham/

Kha Phra Phuttha Chao / Ja Bamphen Ton Hai Pen Prayot/ Kae Chat/ Sasana /Phra Maha Kasat /

Lae Rattathammanun

Representative (Speaking Alone)

“ด้วยเกล้าด้วยกระหม่อม ขอเดชะ”



Meaning of the Oath

"I, will conduct myself in a righteous manner and uphold the good culture for the honor of Thammasat University. I will maintain integrity and honesty in my profession, within the bounds of law and morality. I will dedicate myself to being beneficial to the nation, religion, the King, and the Constitution."



The Royal Anthem of Thailand,
"Sansoen Phra Barami"

Khao raphutthachao ao mano lae sirakran
Nop phra phumiban bun direk
Ek borom chakrin phra sayamin
Phra yot sa ying yong
yen si ra phro phra boriban
Phon phra khun tha raksa
puang pracha pen suk san Kho bandan
tha prasong dai Chong sarit dang
wang wara haruethai Dut cha thawai chai chayo

Thammasat university Anthem
"Yung Thong"

Laeng sueksa romyen den rim saichon
Rao thuk khon rak dut huachai
Pluk yung thong wai khiang dom mung pralom nom chai rak Thamachak
nopbucha thoet wai
Lueang daeng saeng Thammasat wilai Pok phae pai nai thuk thang
Sanyalak di den hen krachang Yaa chueat chang rak ruam thang kan pai
Song tham pan dang trachu den Song pen duang tham nam thang hai
Phithak raksa choet chu wai Op un chai pai thuk kan
Phra tham sathit ruam chit saman Patian rak samakkhi
Rak yung thong ngam den nuea nathi Song saksri wai hai ying yuen nan

** Sing together all verse **

Thank You to Our Sponsors for the Publicity Attire



Faculty/Department Graduation Gown Shoulder Sash Colors
Regular White Uniform and Graduation Gown



Dark Navy Blue Suit
from SUITCUBE