




Maximum Support 300*200mm Field Of View Range

Just press one button to complete various measurements.

Movement Measurement Platform Both Large And Small Fields Of View

Rapid measurement of large field of view, high-precision measurement of small field of view, measurement accuracy up to 1um.



<https://www.pomeas.com>

Supplier Of Machine Vision And Industrial Automation Core Components

IMAGE 3 SERIES Products

Introduced Into The Automated Production Line

Solve The Common Problems Of Dimension Measurement

Fast

- 100 parts of measurement in 1 second, greatly reducing the measurement time.
- Reports can be automatically uploaded to the customer data management system.
- With auto focus, auto positioning and auto measurement functions, anyone can get consistent and stable measuring result.

Accurate

- Double telecentric lens with two 20MP cameras and automatic lifting multi-angle surface light and surface coaxial light.
- Powerful AI edge computing algorithm, easily realize precise edge finding on the surface, and filter the invalid area of boundary noise.
- Achieve high-precision measurement of surface dimensions, and the measurement repeatability of surface light can reach the same level as that of bottom light.

Simple

- Simple software operation interface, easy programing and report parameter setting.
- One tap measure, an also be used with customer IO signal to realize automatic measurement.
- Desktop Structure, Small Size, Convenient Hanging, Suitable For Rapid Online And Office dimension Measurement.

Dual 20MP Cameras

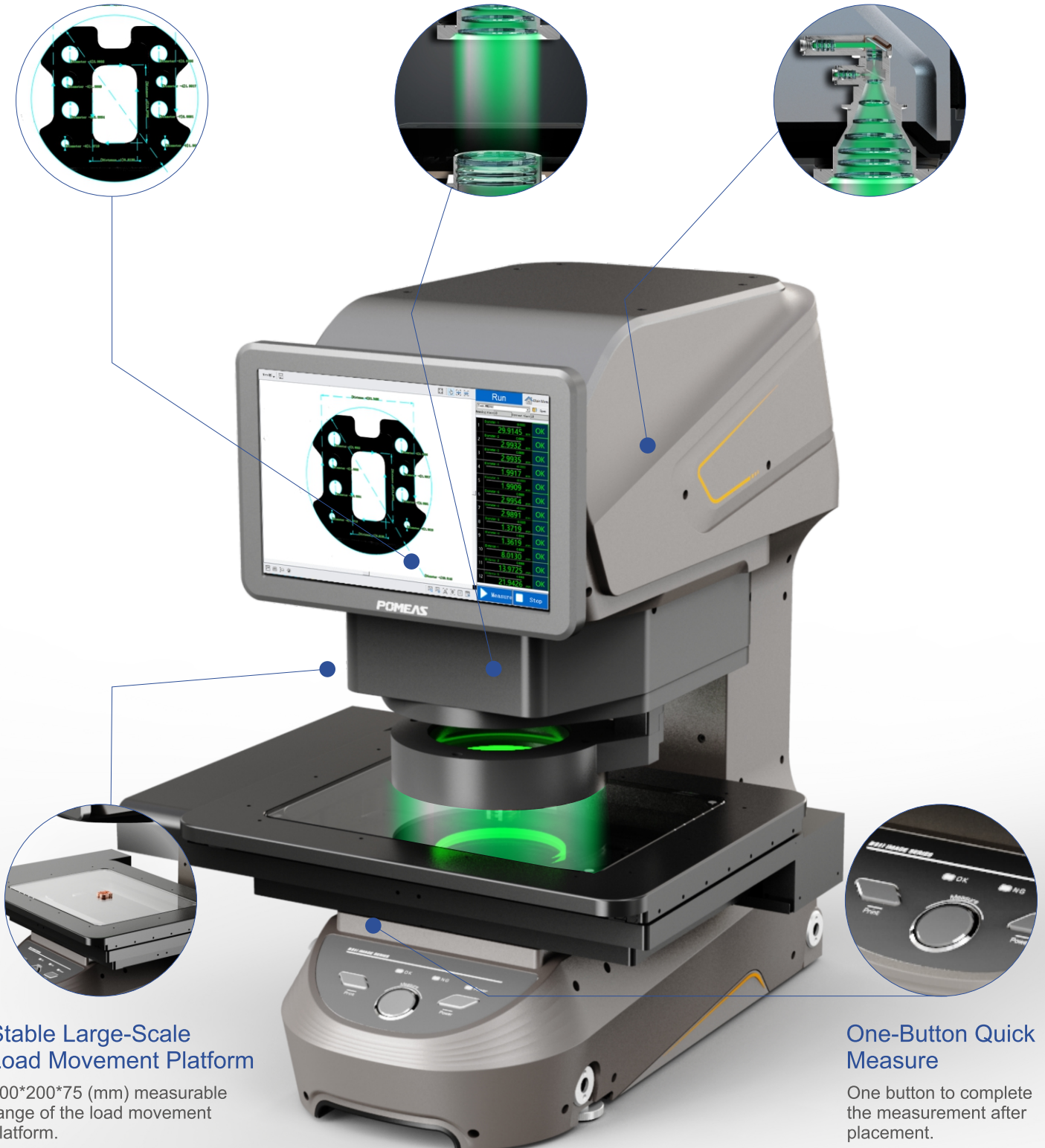
Dual 20 million pixel cameras, both large and small fields of view, with the latest edge detection algorithm.

Adjustable Light Source

Built-in brightness sensor, automatically adjust the light to achieve the best visual effect.

Double-Magnification, High-Telecentricity

Low distortion, no matter with step difference or on the edge. Image are not deformed, no need to worry about measuring position.



Stable Large-Scale Load Movement Platform

300*200*75 (mm) measurable range of the load movement platform.

One-Button Quick Measure

One button to complete the measurement after placement.


IMAGE 3 SERIES

Light And Convenient

Light And Convenient

One-tap Start Measuring After Product Placement

Step 1:
Place the samples at will



Step 2:
Press the button,
start measuring

IMAGE 3 SERIES

Light And Convenient



Desktop Structure

Small and exquisite shape, desktop structure, easy to carry, can adapt to various environments.



One-Button Star Measuring After Product Placement

Through the positioning function, automatically recognized the product position and direction, achieve randomly place product on the platform and press one button to complete measurement. Also, can be equipped with customer io signal to realize automatic measurement.

Personalization Report Output

Summary include test reports and statistical reports, without tedious processes such as data transmission and computer input. Multiple formats available. It can also be automatically uploaded to the customer data management system.

Size No.	Distance -1	Distance -2	Distance -3	Distance -4	Diameter -1	Diameter -2	Diameter -3	Diameter -4
Maximum	21 9131	2 9573	8 0470	14 0229	3 0412	3 0349	2 0231	2 0190
Minimum	21 9112	2 9545	8 0442	14 0207	3 0384	3 0322	2 0201	2 0157
Average	21 9124	2 9559	8 0454	14 0213	3 0399	3 0335	2 0219	2 0167
Design Value	21 9154	2 9617	8 0425	14 0182	3 0380	3 0284	2 0199	2 0147
Upper Tolerance	(0 1300)	(0 1300)	(0 1300)	(0 1300)	(0 1300)	(0 1300)	(0 1300)	(0 1300)
Lower Tolerance	(0 1300)	(0 1300)	(0 1300)	(0 1300)	(0 1300)	(0 1300)	(0 1300)	(0 1300)
Range	0.0019	0.0028	0.0028	0.0022	0.0028	0.0027	0.0030	0.0023
CA	0.0234	0.0443	0.0225	0.0240	0.0098	0.0388	0.0152	0.0152
CP	0.4871	0.4980	0.5958	0.4807	0.5018	0.4848	0.5343	0.4554
CPK	0.4757	0.4759	0.5817	0.4892	0.4985	0.4465	0.5262	0.4485

NO.	Date	Result	Measured	Result	Result	Result	Result	Result		
1	2021 02 14 15 16	OK	21 9131	2 9564	8 0447	14 0217	3 0403	3 0332	2 0220	2 0157
2	2021 02 14 15 16	OK	21 9122	2 9573	8 0451	14 0208	3 0384	3 0333	2 0216	2 0161
3	2021 02 14 15 16	OK	21 9124	2 9554	8 0454	14 0229	3 0405	3 0348	2 0222	2 0180
4	2021 02 14 15 16	OK	21 9130	2 9567	8 0442	14 0210	3 0386	3 0341	2 0201	2 0162
5	2021 02 14 15 16	OK	21 9127	2 9556	8 0459	14 0220	3 0404	3 0322	2 0231	2 0180
6	2021 02 14 15 16	OK	21 9131	2 9555	8 0449	14 0208	3 0400	3 0325	2 0220	2 0176
7	2021 02 14 15 16	OK	21 9121	2 9547	8 0460	14 0219	3 0406	3 0323	2 0222	2 0172
8	2021 02 14 15 16	OK	21 9123	2 9566	8 0457	14 0207	3 0389	3 0333	2 0207	2 0157
9	2021 02 14 15 16	OK	21 9115	2 9545	8 0453	14 0207	3 0412	3 0339	2 0231	2 0174
10	2021 02 14 15 16	OK	21 9112	2 9568	8 0470	14 0207	3 0390	3 0349	2 0217	2 0169

Extraction Conditions

Batch Number:

Name:

Serial Counter:

Start: 20210214 3 00 00

End: 20210214 23 59 59

Extraction Range: All Part Amount

Today Past Week Past Month

Date Designation

Start: 20210214 3 00 00

End: 20210214 23 59 59

Extrad Objects: Measurement Settings File Name: Test_0214141727.TZX

Searching Files:

Back To Main Menu

Project Name	Statistics	Data Review									
Project Name	Measure Time	Result	Distance -1	Distance -2	Distance -3	Distance -4	Diameter -1	Diameter -2	Diameter -3	Diameter -4	Diameter -5
2021 02 14 15 16	OK	1	21 9131	2 9564	8 0447	14 0217	3 0403	3 0332	2 0220	2 0157	3 0267
2021 02 14 15 16	OK	2	21 9122	2 9573	8 0451	14 0208	3 0384	3 0333	2 0216	2 0161	3 0279
2021 02 14 15 16	OK	3	21 9124	2 9554	8 0454	14 0229	3 0405	3 0348	2 0222	2 0160	3 0271
2021 02 14 15 16	OK	4	21 9130	2 9567	8 0442	14 0210	3 0386	3 0341	2 0201	2 0162	3 0272
2021 02 14 15 16	OK	5	21 9127	2 9556	8 0459	14 0220	3 0404	3 0322	2 0231	2 0180	3 0285
2021 02 14 15 16	OK	6	21 9131	2 9555	8 0449	14 0208	3 0400	3 0325	2 0220	2 0175	3 0288
2021 02 14 15 16	OK	7	21 9121	2 9547	8 0460	14 0219	3 0406	3 0323	2 0222	2 0172	3 0286
2021 02 14 15 16	OK	8	21 9123	2 9566	8 0457	14 0207	3 0389	3 0333	2 0207	2 0157	3 0268
2021 02 14 15 16	OK	9	21 9115	2 9545	8 0453	14 0207	3 0412	3 0339	2 0231	2 0174	3 0274
2021 02 14 15 16	OK	10	21 9112	2 9568	8 0470	14 0207	3 0390	3 0349	2 0217	2 0169	3 0271


IMAGE 3 SERIES

High-Precision Lens Module

Powerful Hardware Combination

High-Precision Dimension Measurement Of Surface Light

Double telecentric lens with two 20 million pixel cameras and automatic lifting multi-angle surface light and customized surface coaxial light, with independent powerful AI edge computing algorithm, it can easily realize precise edge finding, and filter the invalid area of boundary noise, Achieve high-precision measurement of surface dimensions, and the measurement repeatability of surface light can reach the same level as bottom light.



<https://www.pomeas.com>

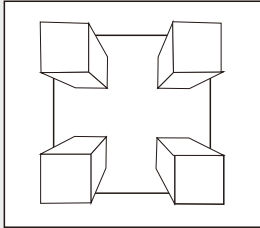
Supplier Of Machine Vision And Industrial Automation Core Components

IMAGE 3 SERIES

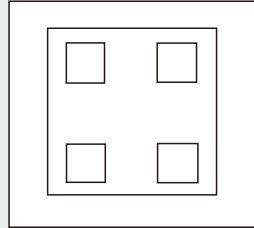
High-Precision Lens Module

Double-Magnification Double-sided Telecentric Lens


Dual-telecentric lens has a high telecentricity, even segment gap is exist. Low distortion, even at the edge of the lens, the image will not be deformed. No worry about the product location on the platform.




Ordinary Lens



Pomeas Lens



Ordinary Lens




Pomeas Lens

The 20 Million Pixel High-Precision CCD Camera Has Been Significantly Improved The Detection Performance


Using a 1-inch 20-megapixel black-and-white camera, number of pixels increased twice of the traditional model. Tiny edges can also be observed. High-precision camera and wide-field camera switching, to achieve high-precision and wide measurement. shorten the measurement time while improving accuracy.



High-Precision CDD



Images Taken With A Wide-Field Camera



Switch To A High-Precision Camera Only Where Accuracy Is Required




Image Magnified With High-Precision Camera

Adjustable Light Source Get Image With Accurate Edges According To The Best Lighting Conditions

Multiple lighting units are assembled into one (liftable mutiple-angle surface light). Light automatic adjustment function within software, which automatically adjusts to the best lighting conditions for different ambient light sources through the built-in brightness sensor.









IMAGE 3 SERIES

Efficient And Simple

Efficient And Simple

Fast Measurement And Simple Software Operation

Fast system measurement speed, 100 parts dimension measured in 1 second. Simple user interface design and easy to understand. Easy measurement programming and report parameter setting. Any operator can obtain consistent and stable measuring result.

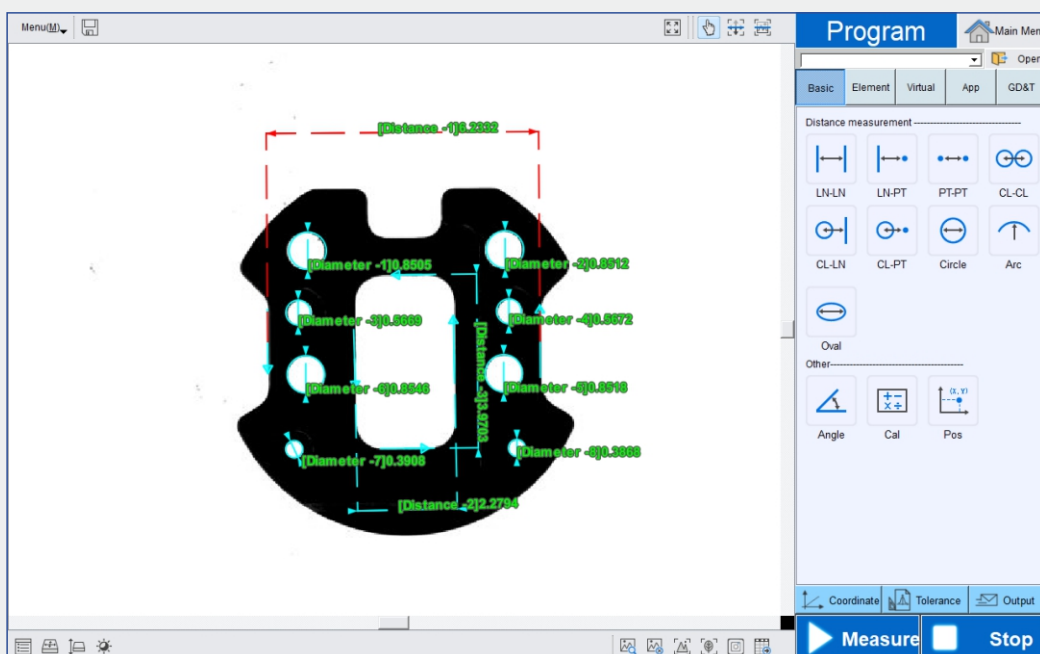
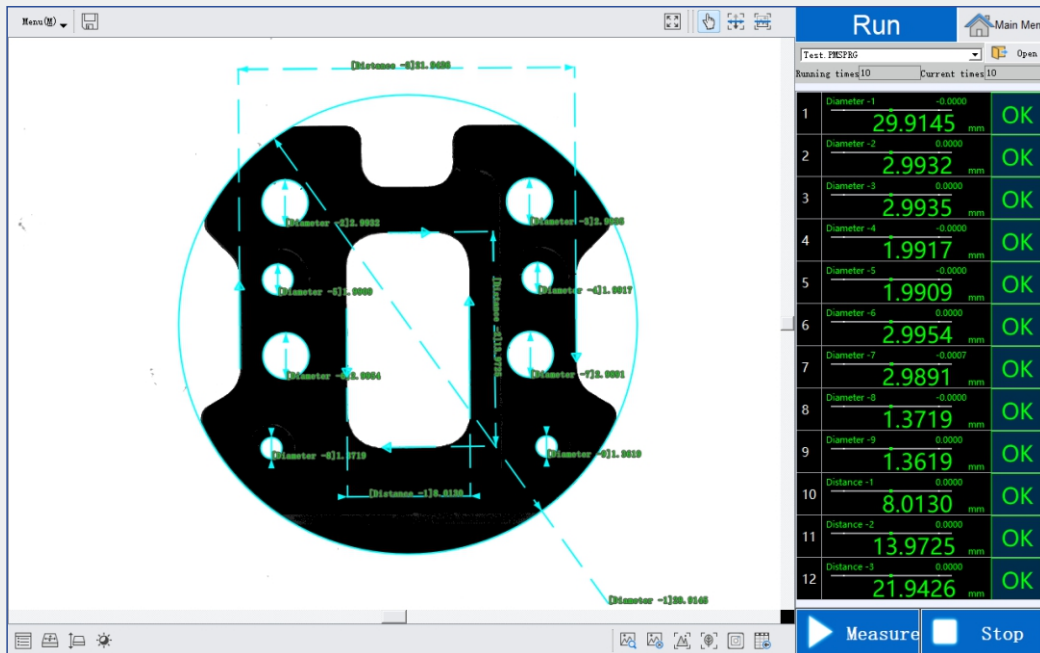

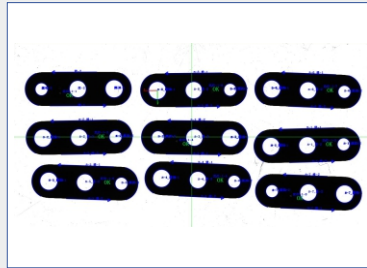



IMAGE 3 SERIES

Efficient And Simple


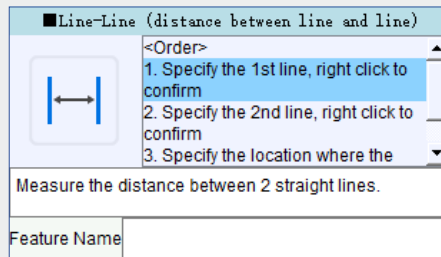
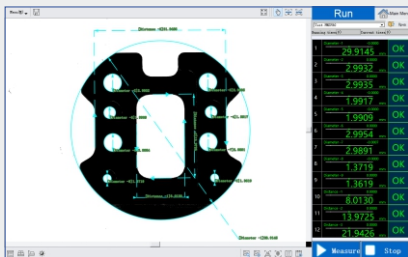
Automatic Identification, Simultaneous Measurement, Integrated Imaging Greatly Shortens The Measurement Time

Automatically identify the position and direction of the product, completed measurement with only one button after placement, product can be placed at will, multiple products to be measured at the same time. The large field of view of 300*200mm provides one-time overall imaging, even if the measurement position is increased, it will not decreased measurement time. Greatly reduce measurement time and improve measurement efficiency.




Simple Software Operation Interface, Easy To Use, No Training Required

The software function is simple and easy to understand, main function within process steps guide and explanation. Operator can easily complete the product measurement program setting according to the description of each function.

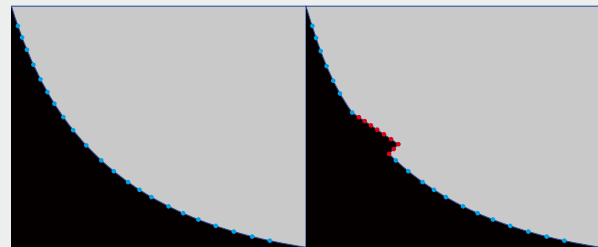


Anyone Can Obtain Consistent And Stable Measuring Results

Through built-in brightness sensor automatically adjusts the light according to the ambient brightness, eliminating artificial dimming errors. The autofocus function and edge invalid points, automatic filtering functions eliminate errors caused by different artificial focus and invalid parts of the product edge. Anyone can obtain consistent and stable measuring results.



Automatically Adjust The Focus And Measurement



Automatically Exclude Invalid Edges

IMAGE 3 SERIES

Work Stage

Work Stage | Maximum Measuring Area 300mm*200mm





IMAGE 3 SERIES

Work Stage

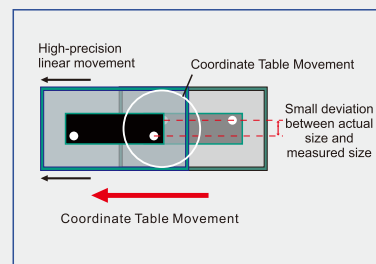
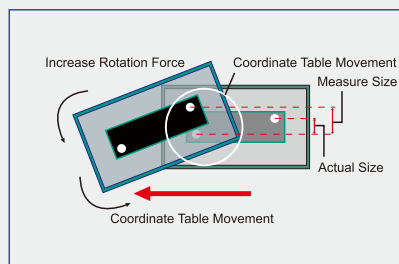
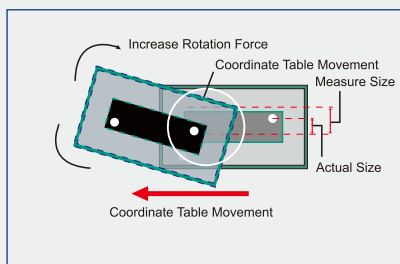
**Fast Measurement With A Measuring Field
300mm*200mm Is Twice The Speed Of The Traditional Model**

The movement stage support measuring objects with a maximum size of 300mm × 200mm and a height of 75 mm. It adopts a new design that reduces the resistance of the motor and the feed screw, and the moving distance becomes smaller and more stable, which eliminates the need to fixed the measurement objects



High-Precision Actuate System Support

By adjusting the movement of the cross roller guide in micrometers, excellent linearity is achieved and errors caused by the movement of the movement stage are eliminated.



Light Source | Variable Lighting Unit

Accurately extracts edges according to the best lighting conditions.




IMAGE 3 SERIES


Light Source Introduction

Multiple Lighting Units Are Assembled Into One


The light source integrates different lighting, according to the different products to be tested, the brightness of the light is automatically adjusted, and the lighting conditions of the best color are switched, without the need to change other light sources to adapt to different products.



White Ring Light







White Ring Light



Green Ring Light

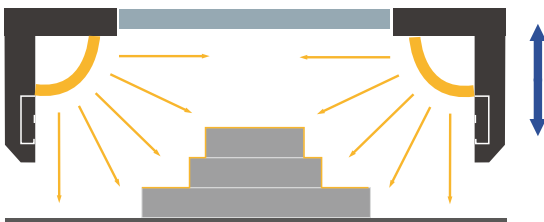
Automatically Adjusts To The Best Lighting Conditions

Combine multiple adjustable lighting units, and adjust the height, brightness and angle of the system's light source to achieve the best visual effect through the built-in brightness sensor for different ambient lighting, and to accurately achieve the edge of the physical object.



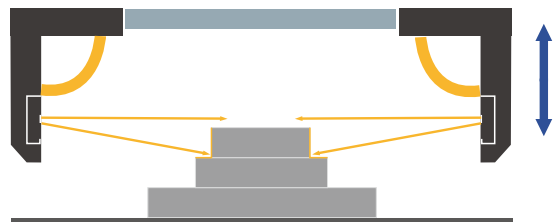
Principle Of Variable Lighting Unit

Multi-angle light source cross-sectional area



Illuminate in a wide range. When placed in a higher position, the overall illumination is uniform. As the position decreases, contrasts between light and dark will appear due to the height difference.

Slit ring illumination cross-sectional area



The thin ribbon beam is irradiated from the horizontal direction, and the lighting unit is placed at a certain height of the edge to be detected, and a sharp contrast can be formed at the target position.

IMAGE 3 SERIES Success Cases




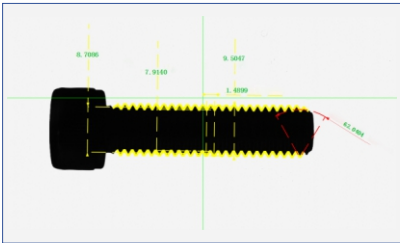
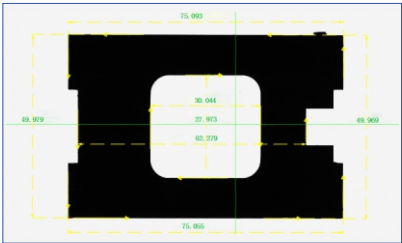

Screws, Bolts	Machined Parts	Tool
		
		

IMAGE 3 SERIES Applications

<p>Suitable For Various Inspection Processes</p>	<p>Initial Sample Inspection</p>	<p>In-Process Sampling Inspection</p>
<p>Inspection Before Shipment</p>	<p>Warehousing Inspection</p>	<p>Automatic Size Measurement On Production Line</p>
<p>Automatic Size Measurement Next To The Production Line</p>	<p>High-precision Measurement In The Laboratory</p>	

IMAGE 3 SERIES

At present, IMAGE 3 series has three models: standard type and movement stage type.

The measuring range of IMAGE3:

φ100;

200mmX200mmX75mm;

300mmX200mmX75mm.




IMAGE 3

- ◆ Measuring Range (mm): Φ100mm
- ◆ Ring Lighting (Variable Lighting)
- ◆ Auto Focus
- ◆ POMEAS Double-Magnification Double Telecentric Lens

IMAGE 3 Plus

- ◆ Measuring Range (mm): 200X200X75
- ◆ Ring Lighting (Variable Lighting)
- ◆ Auto Focus
- ◆ POMEAS Double-Magnification Double Telecentric Lens

IMAGE 3 Pro

- ◆ Measuring Range (mm): 300X200X75
- ◆ Ring Lighting (Variable Lighting)
- ◆ Auto Focus
- ◆ POMEAS Double-Magnification Double Telecentric Lens




Image Dimension Measurement System

IMAGE 3 SERIES

IMAGE 3 SERIES Datasheet

Device Model		IMAGE 3	IMAGE 3 Plus	IMAGE 3 Pro	
Measuring Range	X	Φ100	200mm	300mm	
	Y		200mm	200mm	
	Z	75mm	75mm	75mm	
Lens Field Of View	High Precision Measurement Mode	26mm×18mm			
	Wide FOV Measurement Mode	Φ100			
Repeitive Accuracy	High Precision Measurement Mode	± 1.5 μ m			
	Wide Fov Measurement Mode	± 3 μ m			
Min. Display Unit		0.0001mm			
Measurement Accuracy	High Precision Measurement Mode	Not Connected	± 1.5 μ m		
		Connected	\	± 2+L/150 μ m	± 2+L/150 μ m
	Wide Fov Measurement Mode	Not Connected	± 3 μ m		
		Connected	\	± 3+L/150 μ m	± 3+L/150 μ m
Instrument Weight		33kg	45kg	50kg	
Optical System	Camera	1" 20MP Black And White Camera × 2			
	Lens	Double Magnification Double Telecentric Lens			
	Surface Light	Two-Ring Adjustable Light Source			
	Back Light	Green Parallel Bottom Light			
Depth Of Field	High Precision Measurement Mode	8mm			
	Wide Fov Measurement Mode	0.8mm			
Display		12.1" LCD Display (XGA: 1280*800)			
C1 Controller		CPU: i5 SSD: 500G RAM: 16G			
Power Supply		220V±10%,50Hz			
Working Environment		Temperature: 20±3°C; Temperature: 30-80% (No Condensation); Vibration: <0.002g,15HZ			
Work Stage Load		5kgs			
C1 Controller Size (L*W*H)		132*208*288mm			
Dimensions (L*W*H) mm		600×300×650mm	600×410×650mm	600×510×650mm	

Supplier Of Machine Vision And Industrial Automation Core Components



— — Professional • Concentration • Focus — —

POMEAS, Machine Vision And Industrial Automation Core Product Suppliers. Established in 2010, POMEAS is a vision technology driven company, integrating optics, control, algorithms and other technologies, focusing on image measurement, image recognition, image sensors and other fields, with customized solutions for customers to help customers improve equipment competitiveness.

<https://www.pomeas.com>

Supplier Of Machine Vision And Industrial Automation Core Components