


Specification:

Speaker type	Column loudspeaker Two-way
Transformer taps	70V : 30W, 20W, 10W, 5W,2W 100V : 60W, 40W, 20W, 10W,5W 4Ω Bypass
Frequency response	160Hz~16kHz (-3dB)
Sensitivity 1W/1m	89 dB
Maximum SPL/1m (calc)	107dB
Coverage (Nominal -6 dB)	H120° (±5°)
Coverage (Nominal -6 dB)	V80° (±5°)
System power handling	90W Max. / 60W continuous
Driver LF Transducer	3-inch Waterproof (long-throw polypropylene cone)
Driver HF Transducer	2-inch (Silk dome)
Nominal impedance	(Passive)4Ω
Connections	A length of connecting cable
Operating temperature	-20 °C to +55 °C
All-weather versatility	Ip65
Indoor / Outdoor	Yes
Color	Black or white
Cabinet material	Aluminum alloy cabinet,engineering-plastics (ABS) for top and bottom cover,
Front grille	Aluminum alloy protection grille
Dimensions (H x W x D mm)	606×109×102(mm) (without bracket)
Weight	3 Kg

CLI-4260



2-Way Column Speaker

User's Manual

Thanks for using our speaker products. All our products are tested strictly before leaving the factory, with guaranteed quality.

Our speakers are widely used in such places as schools, gymnasiums, square halls, parks, parking lots, railway stations, airports, villa communities and mall supermarkets, etc., and they will be your ideal choice for public address system.


For better installation, commissioning and use of the product, please read this manual in detail before installation.

Safety Tips

- Please be sure to use the former reading detailed notes.
- Really pay attention to this manual and a safety with the important warning.
- Recommend that you keep this manual for future reference.

Common warning signs and security

The manual shown warning signs and security is to prevent the improper operation due to personal injury arising from the loss of property, please read before using this product must understand that this manual security symbols and Warning to indicate fully aware of potential risks.

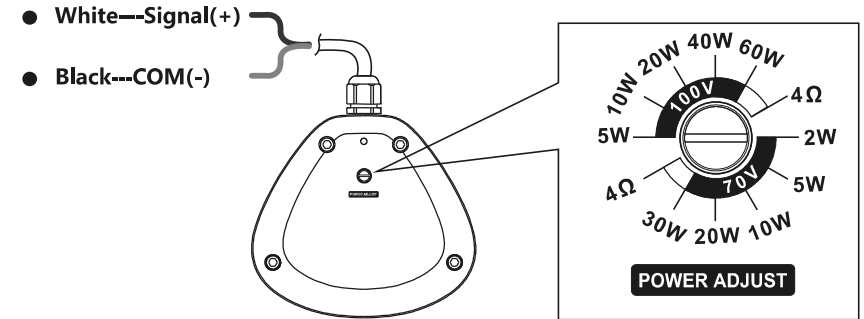


Warning Such as the inappropriate use of staff will cause injury, death and property damage.

When installed loudspeakers

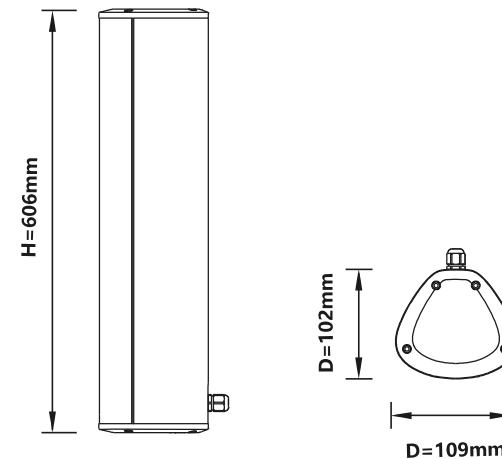
- Definitely will not be allowed to speakers and any exposure in the rain-wet or water, may be inconsistent with , or fire.
- Restricted by the provisions of the speakers on the voltage, such as the us of high voltage may cause electric shock or fire disaster. Is no pruning, distorted, or replacement of damaged wires.
- Avoid instability in the installation or set up speakers, such as shaking the table or flat surface , the speaker can avoid falling caused personal injury or property damage.
- Speakers will be installed in support of the speaker or the weight of a solid shelf. Speaker swap can be avoided caused personal injury or property damage.
- Wet hands must not be admitted into or plugs, may lead to electric shocks.
- The allocation of plugs, make sure that pull plugs, rather than pull wires.
The use of a damaged power line of machinery may cause fire or electric shock.
- Mobile speaker, you plug the prior allocated. If the speaker and plugs may be moving together will cause fire or electric shock. For plugs, identified as plugs for grip.
- Will not be allowed to speakers on the vent cover, may cause internal heating caused by the fire.
- Avoid speakers installed in the humidity or dust, direct contact with the sun from the near- electric, or smoke or steam, may cause fire or electric shock

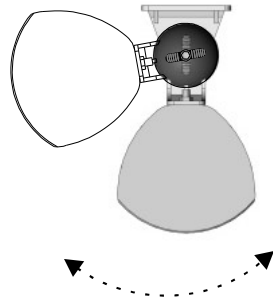
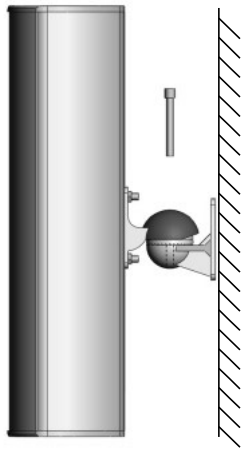
⑤ .Connect audio wirings; and adjust power knob according to requirement.



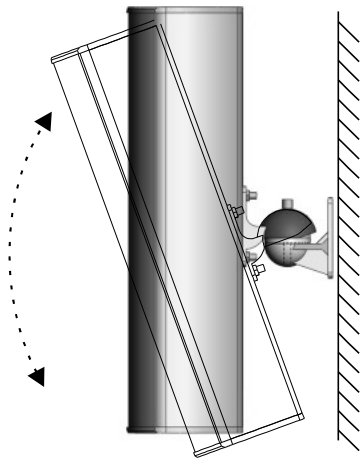
- DO NOT USE IN POSITION 4Ω ON A 70V/100V SYSTEM, OR DAMAGE WILL OCCUR.

Size:

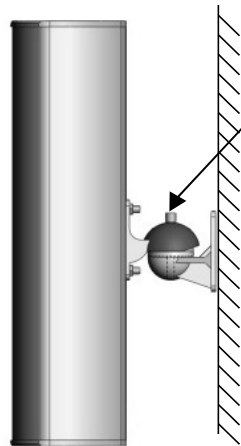




Adjustable left and right for 80°



Adjustable up and down for 20°



Lock the screws after adjusting the angle.

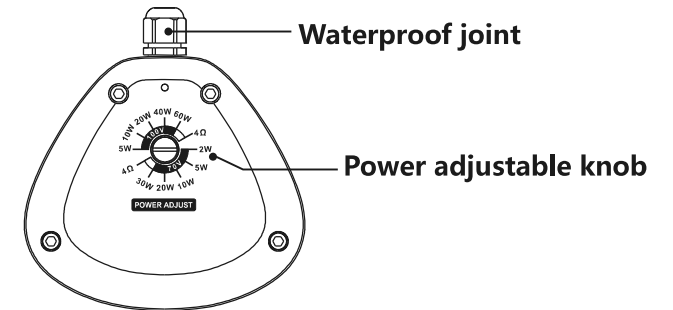
Description and Feature:

CLI-4260 3-inch 2-Way Column loudspeaker with 70V/100V line transformer for installation applications (Weather Resistant)

CLI-4260 3-inch 2-Way full range column loudspeaker with good clear sound for background music ideal for indoor and outdoor weatherproof IP65 rated. With a power handling 60 Watts, line transformers with multiple for use in 70V/100V Taps at 70V: 2W, 5W, 10W, 20W, 30W@4Ω | 100V: 5W, 10W, 20W, 40W, 60W@4Ω

Applications designed suitable, such as station gardens, swimming pools, stadiums, tennis courts, churches, etc.

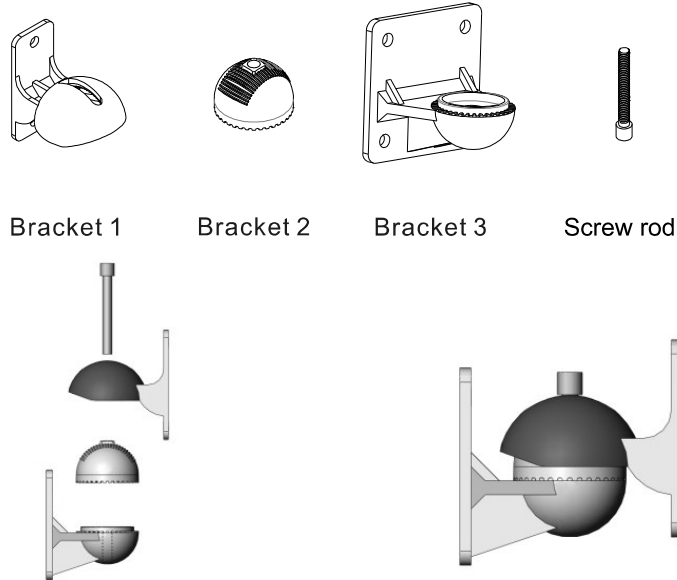
- Suitable for indoor and outdoor applications.
- All-weather versatility IP65*
- High sensitivity.
- Transformer Taps 70V, 100V
- 3-inch LF transducer 15 Watts RMS
- 2-inch HF transducer 5 Watts RMS
- Power Handling 60Watts
- Frequency Response 160Hz ~ 16kHz(-3dB)
- Coverage H 120°(H)x 80°(V)
- Available in black or white
- Easy and secure wall mount installation in the outdoor area through the supplied strong metal mounting brackets.



Waterproof joint

Power adjustable knob

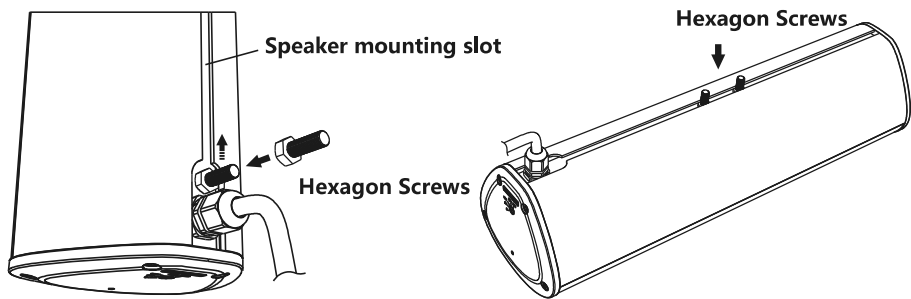
Installation Steps:



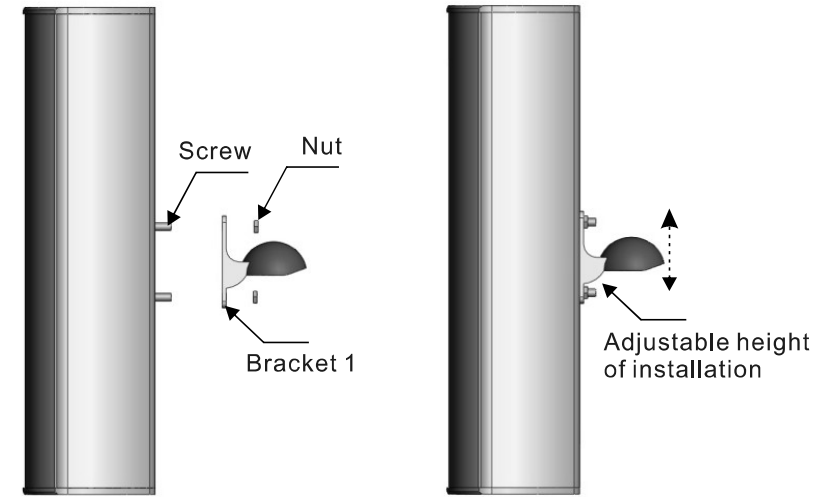
Bracket Accessories

① .Split the mounting bracket into 1,2,3, three parts. Fit two six point screws into the mounting slot of the speaker's back (parallel to the column to help fit the screws)

! When placing speakers horizontally, be careful not to touch and load the front of the speaker net with hard facing, otherwise it will deform the front net.



Approximate position of the screw in the groove



②. According to the installation plan, after drilling the hole position on the wall, the bracket 3 is fixed on the wall surface. Then the bracket 1, bracket 2, bracket 3 is assembled as shown. Make sure that the bracket is securely mounted (3 parts of the fastening bracket are supplied with screws.)

