

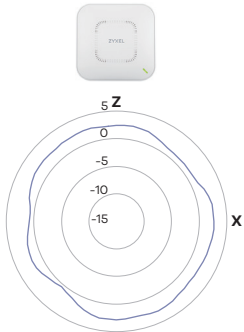
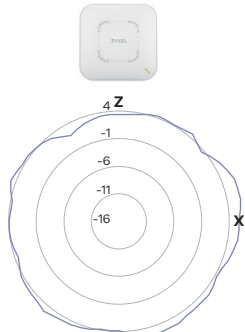
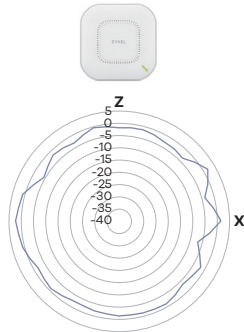
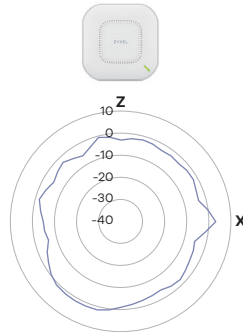
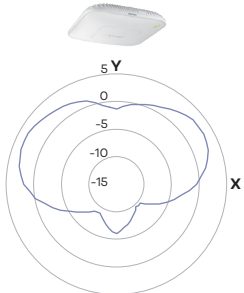
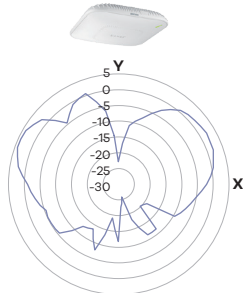
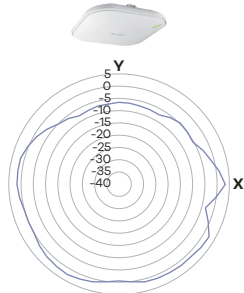
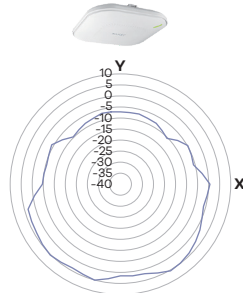


Antenna Specification Matrix

Zyxel dedicates itself to antenna design optimization for deliver fast and reliable WiFi service. As antennas are the major component of Wireless LAN access points, it's imperative to pay attention to patterns optimal for different deployment scenarios. Most Zyxel Wireless LAN APs are designed for ceiling-mount typically at heights of 3 to 5 meters; if this is not allowed due to environment

restrictions, wall-mount installation is recommended for better performance. Please refer to the tables below for patterns of internal and bundled detachable antennas of Zyxel access points as a tool for planning the best wireless LAN deployments – especially when you have to cope with strong interference or deploy in high-density venues.

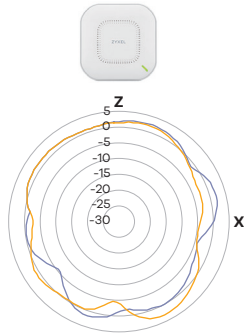
Model	WAX650S		WAX630S	
Product photo				
Space	Embedded	Embedded	Embedded	Embedded
Frequency band (MHz)	2400 - 2500	5150 - 5825	2400 - 2500	5150 - 5825
Gain	3 dBi	5.8 dBi	3 dBi	4.5 dBi
VSWR	2:1 Max.	2:1 Max.	2:1 Max.	2:1 Max.
Polarization	Vertical & Horizontal	Vertical & Horizontal	Vertical & Horizontal	Vertical & Horizontal
XZ-Plane E-Plane (Side view)				
	Smart Antenna — 2.4 GHz	Smart Antenna — 5.1 GHz	Smart Antenna — 2.4 GHz	Smart Antenna — 5.15 GHz
XY-Plane H-Plane (Top view)				
	Smart Antenna — 2.4 GHz	Smart Antenna — 5.1 GHz	Smart Antenna — 2.4 GHz	Smart Antenna — 5.15 GHz

Product photo

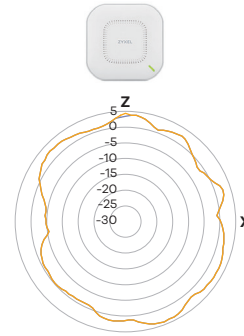


Space	Embedded	Embedded
Frequency band (MHz)	2400 - 2500	5150 - 5825
Gain	5 dBi	6 dBi
VSWR	2:1 Max.	2:1 Max.
Polarization	Vertical & Horizontal	Vertical & Horizontal

XZ-Plane
E-Plane
(Side view)

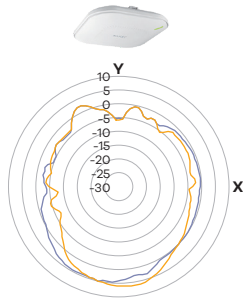


— 2.4 GHz (Ceiling-mount)
— 2.4 GHz (Wall-mount)*

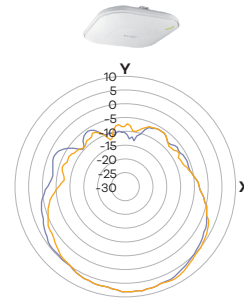


— 5.15 GHz (Ceiling-mount)
— 5.15 GHz (Wall-mount)*

XY-Plane
H-Plane
(Top view)



— 2.4 GHz (Ceiling-mount)
— 2.4 GHz (Wall-mount)*



— 5.15 GHz (Ceiling-mount)
— 5.15 GHz (Wall-mount)*

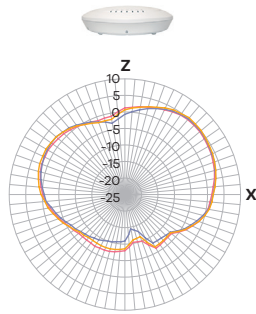
* Wall-mount patterns for WAX610D only.

Product photo

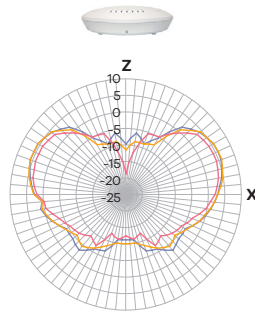


Space	Embedded	Embedded	Embedded	Embedded
Frequency band (MHz)	2400 - 2500	5150 - 5825	2400 - 2500	5150 - 5825
Gain	4 dBi	6 dBi	4 dBi	6 dBi
VSWR	2.0:1 Max.	2.0:1 Max.	2.0:1 Max.	2.0:1 Max.
Polarization	Vertical	Vertical	Vertical	Vertical

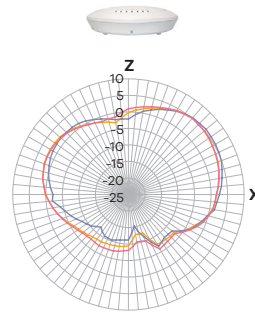
**XZ-Plane
E-Plane
(Side view)**



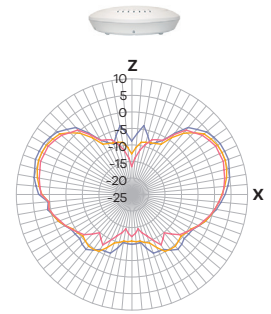
Smart Antenna — 2.4 GHz
— 2.45 GHz
— 2.5 GHz



Smart Antenna — 5.15 GHz
— 5.45 GHz
— 5.875 GHz

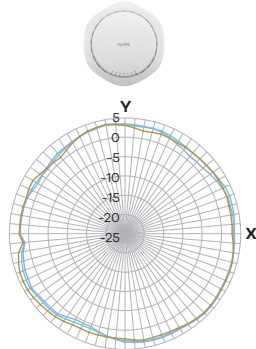


Smart Antenna — 2.4 GHz
— 2.45 GHz
— 2.5 GHz

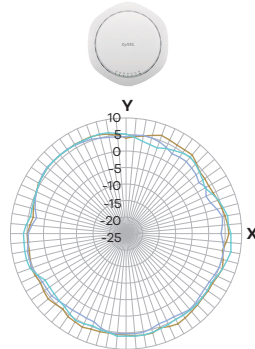


Smart Antenna — 5.15 GHz
— 5.45 GHz
— 5.875 GHz

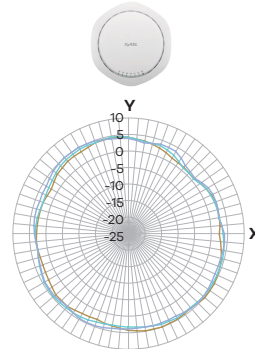
**XY-Plane
H-Plane
(Top view)**



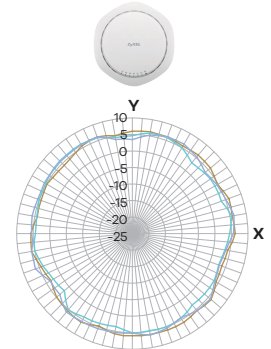
Smart Antenna — 2.4 GHz
— 2.45 GHz
— 2.5 GHz



Smart Antenna — 5.15 GHz
— 5.45 GHz
— 5.875 GHz



Smart Antenna — 2.4 GHz
— 2.45 GHz
— 2.5 GHz



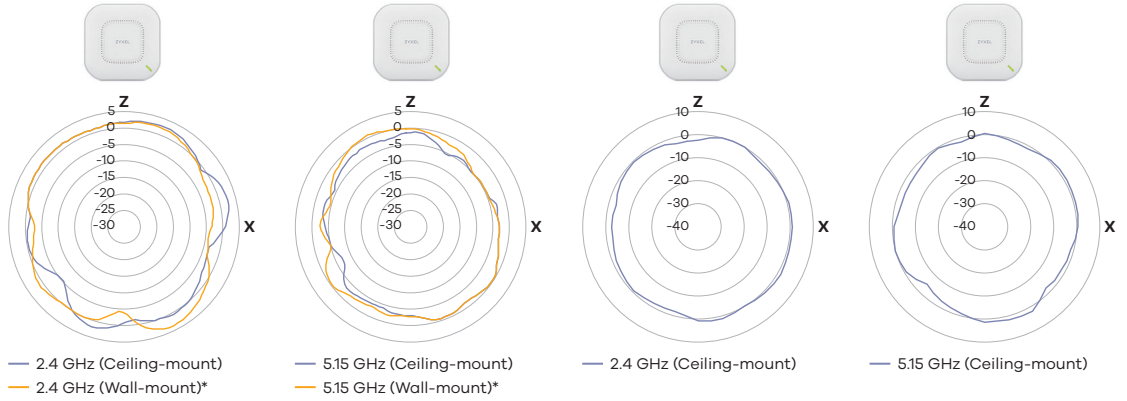
Smart Antenna — 5.15 GHz
— 5.45 GHz
— 5.875 GHz

Product photo

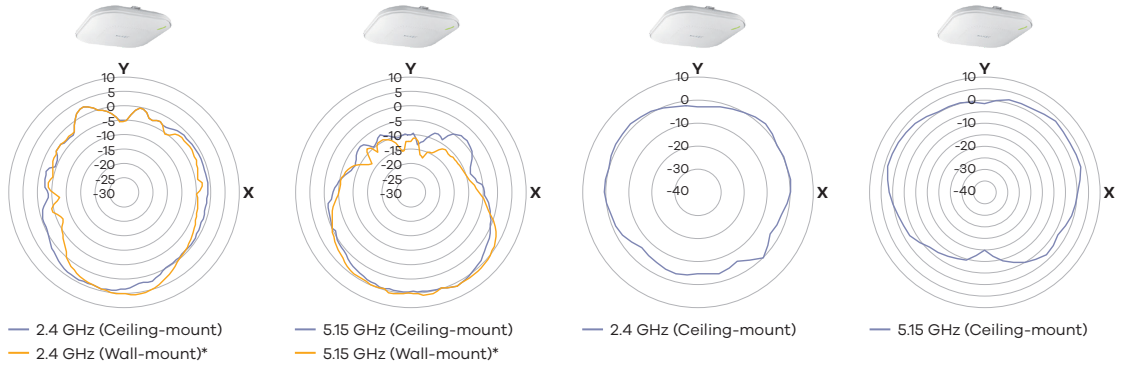


Space	Embedded	Embedded	Embedded	Embedded
Frequency band (MHz)	2400 - 2500	5150 - 5825	2400 - 2500	5150 - 5825
Gain	5 dBi	6 dBi	3 dBi	4 dBi
VSWR	2:1 Max.	2:1 Max.	2:1 Max.	2:1 Max.
Polarization	Vertical & Horizontal	Vertical & Horizontal	Vertical & Horizontal	Vertical & Horizontal

**XZ-Plane
E-Plane
(Side view)**



**XY-Plane
H-Plane
(Top view)**



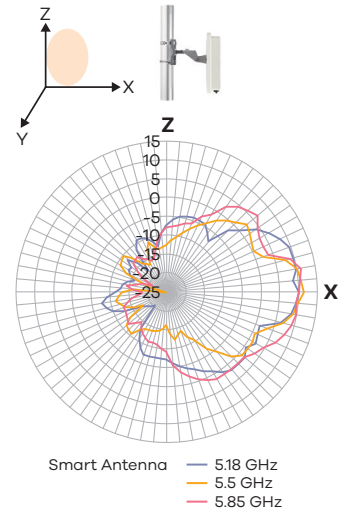
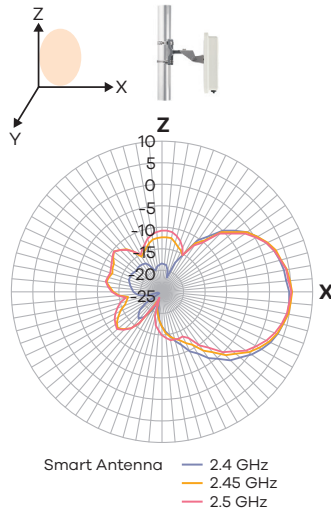
* Wall-mount patterns for WAX510D only.

Product photo

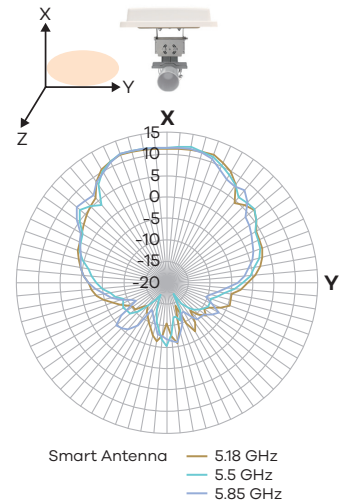
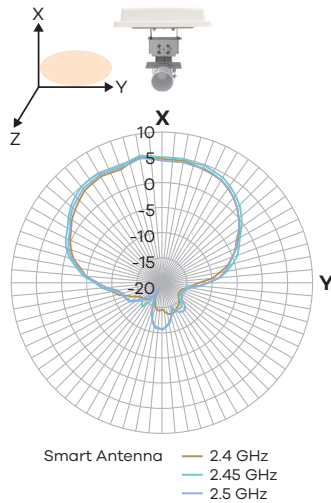


Space	Embedded	Embedded
Frequency band (MHz)	2400 - 2500	5150 - 5825
Gain	5 dBi	10 dBi
VSWR	2.0:1 Max.	2.0:1 Max.
Polarization	Vertical	Vertical

XZ-Plane
E-Plane
(Side view)



XY-Plane
H-Plane
(Top view)

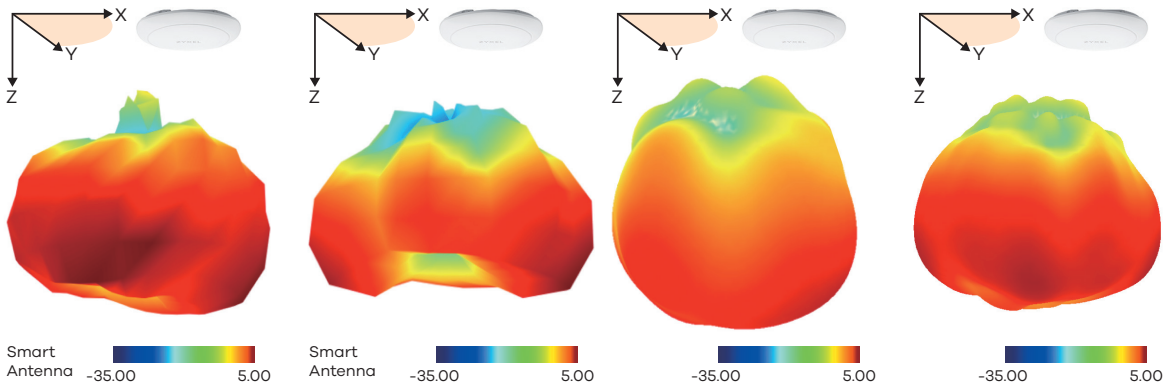


Product photo

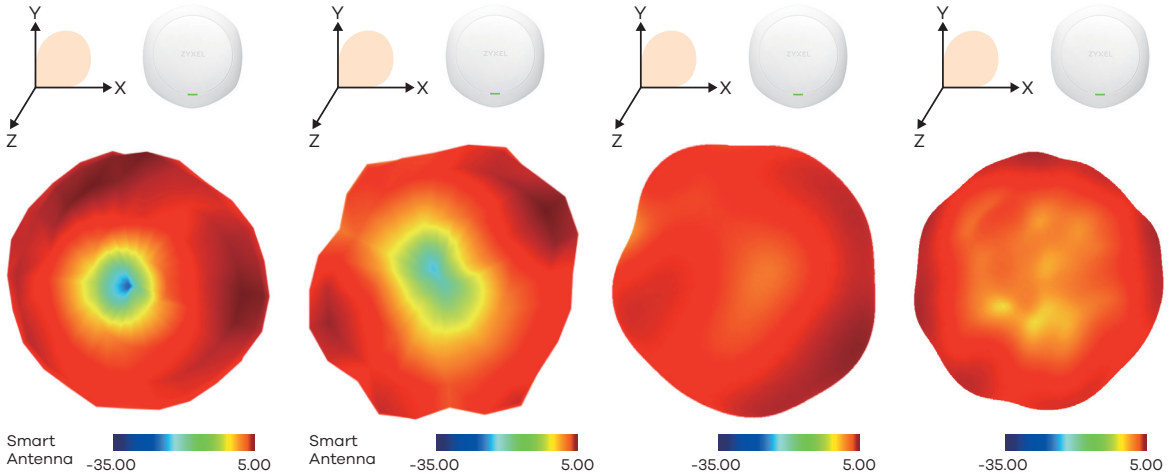


Space	Embedded	Embedded	Embedded	Embedded
Frequency band (MHz)	2400 - 2500	5150 - 5825	2400 - 2500	5150 - 5825
Gain	3 dBi	4 dBi	3 dBi	3 dBi
VSWR	2.0:1 Max.	2.0:1 Max.	2.0:1 Max.	2.0:1 Max.
Polarization	Vertical	Vertical	Vertical	Vertical

XZ-Plane E-Plane (Side view)



XY-Plane H-Plane (Top view)

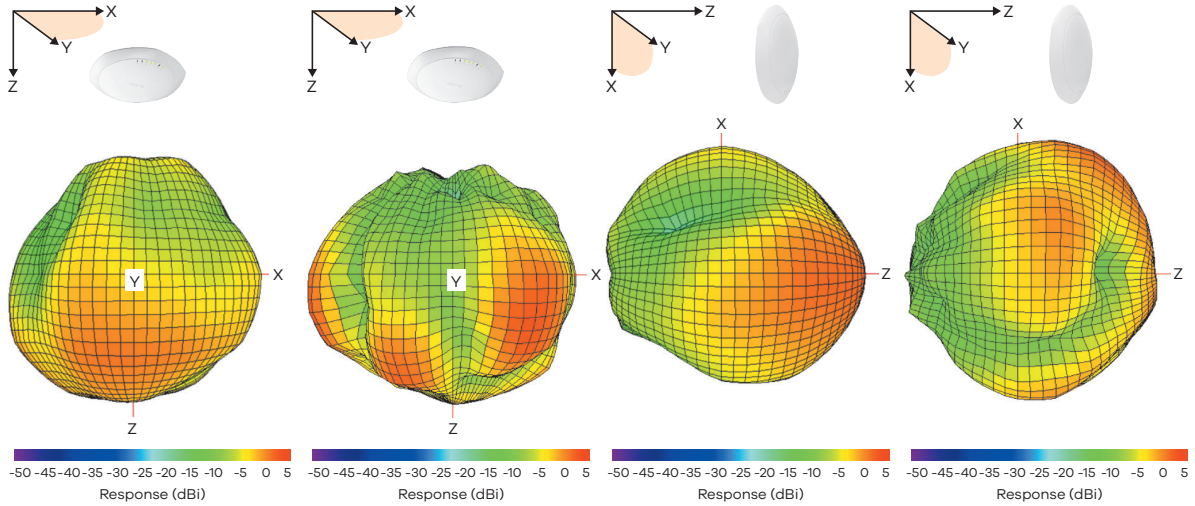


Product photo

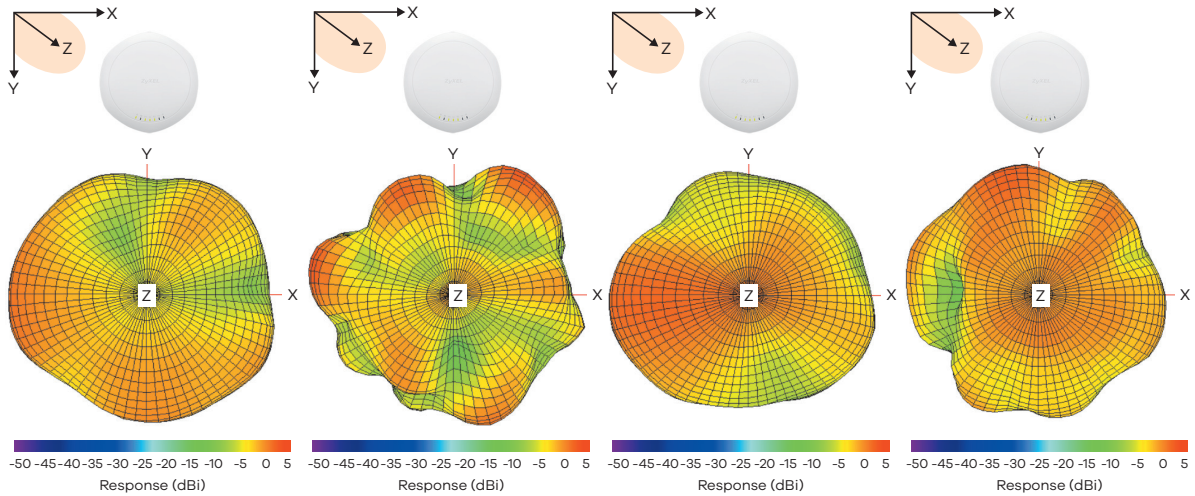


Space	Embedded	Embedded	Embedded	Embedded
Frequency band (MHz)	2400 - 2500	5150 - 5825	2400 - 2500	5150 - 5825
Mounting option	Ceiling-mount	Ceiling-mount	Wall-mount	Wall-mount
Gain	3 dBi	4 dBi	4 dBi	5 dBi
VSWR	3.5:1 Max.	2.9:1 Max.	2.3:1 Max.	2.9:1 Max.
Polarization	Vertical	Vertical	Vertical	Vertical

XZ-Plane E-Plane (Side view)



XY-Plane H-Plane (Top view)

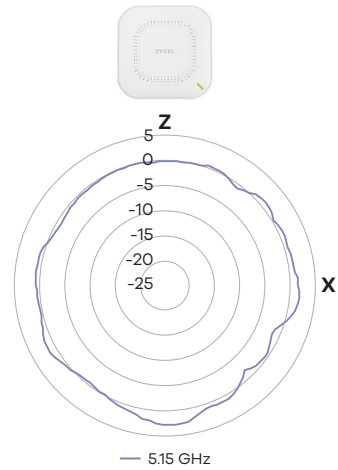
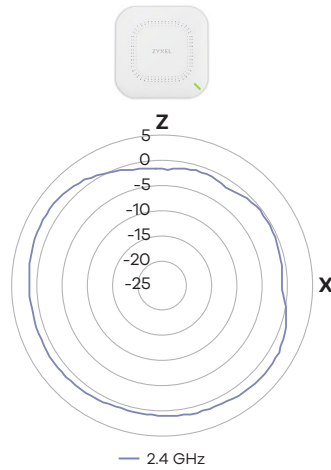


Product photo

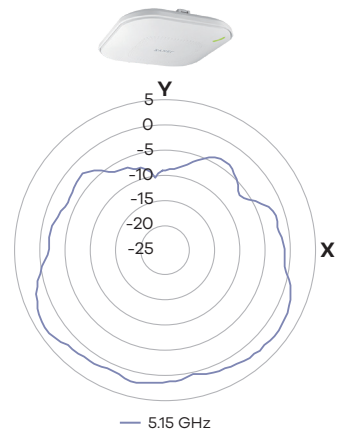
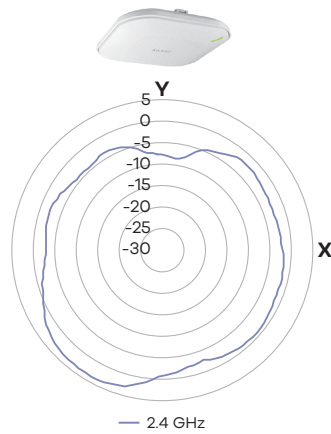


Space	Embedded	Embedded
Frequency band (MHz)	2400 - 2500	5150 - 5825
Gain	3 dBi	4 dBi
VSWR	2:1 Max.	2:1 Max.
Polarization	Vertical & Horizontal	Vertical & Horizontal

XZ-Plane
E-Plane
(Side view)



XY-Plane
H-Plane
(Top view)



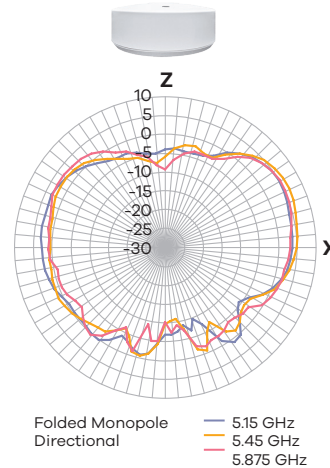
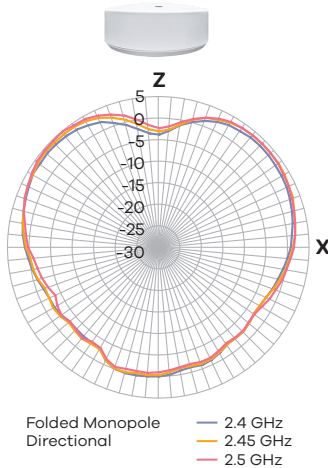
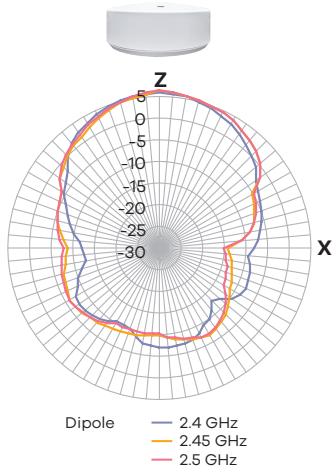
Model	NWA5121-NI	NWA5123-AC/NAP102/NWA1123-ACv2	
-------	------------	--------------------------------	--

Product photo

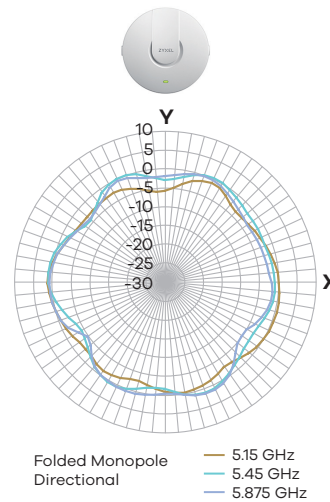
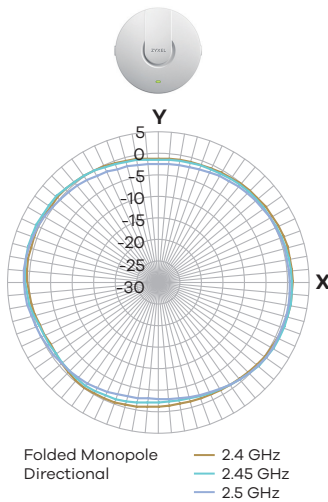
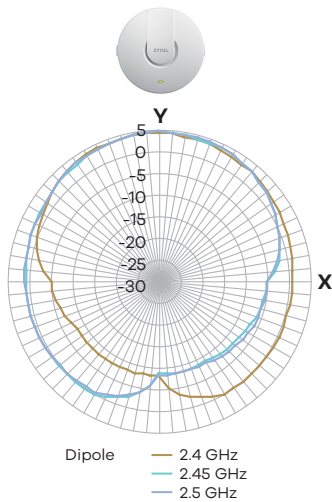








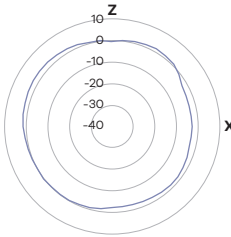

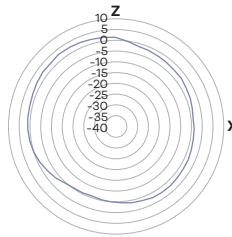
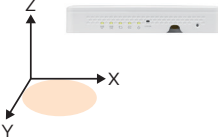
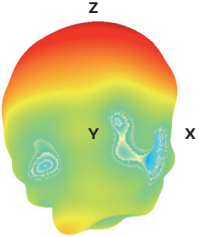
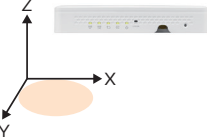
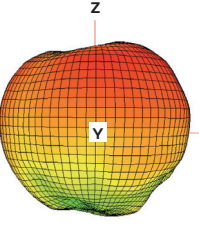

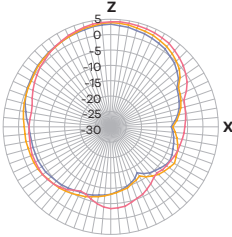

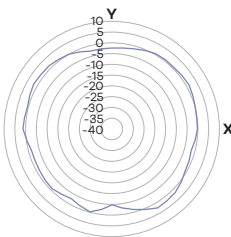

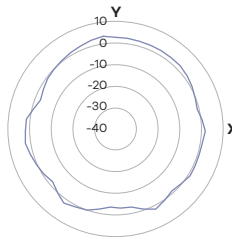
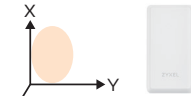
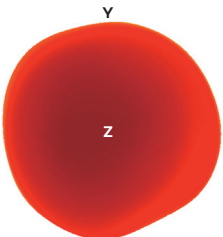
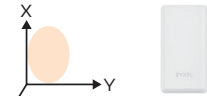
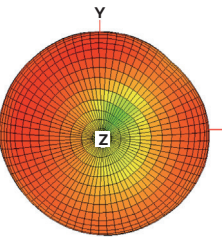

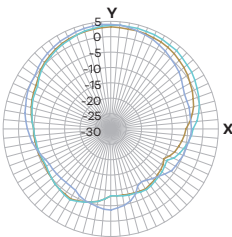
Space	Embedded	Embedded	Embedded
Frequency band (MHz)	2400 - 2500	2400 - 2500	5150 - 5825
Gain	7 dBi	3 dBi	4 dBi
VSWR	1.92:1 Max.	2.0:1 Max.	2.0:1 Max.
Polarization	Linear, vertical	Linear, vertical	Linear, vertical


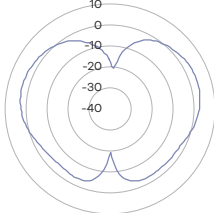
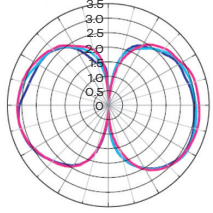
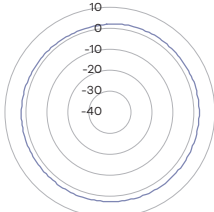
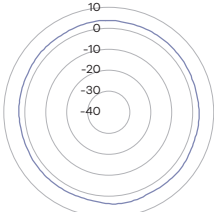
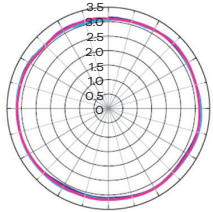
**XZ-Plane
E-Plane
(Side view)**



**XY-Plane
H-Plane
(Top view)**



Model	WAC500H		WAC5302D-Sv2/NWA1302-AC		NWA5301-NJ
Product photo					
Space	Embedded	Embedded	Embedded	Embedded	Embedded
Frequency band (MHz)	2400 - 2500	5150 - 5825	2400 - 2500	5150 - 5825	2400 - 2500
Gain	3 dBi	4 dBi	5 dBi	5 dBi	5 dBi
VSWR	2:1 Max.	2:1 Max.	2.0:1 Max.	2.0:1 Max.	2.0:1 Max.
Polarization	Vertical & Horizontal	Vertical & Horizontal	Vertical, horizontal	Horizontal	Linear
XZ-Plane E-Plane (Side view)	  — 2.4 GHz	  — 5.15 GHz	  Smart Antenna -35.00 5.00	  Smart Antenna -35.00 5.00	  Loop — 2.4 GHz — 2.45 GHz — 2.5 GHz
XY-Plane H-Plane (Top view)	  — 2.4 GHz	  — 5.15 GHz	  Smart Antenna -35.00 5.00	  Smart Antenna -35.00 5.00	  Loop — 2.4 GHz — 2.45 GHz — 2.5 GHz

Model	NWA55AXE		NWA5121-N
Product photo			
Space	External antenna	External antenna	External antenna
Frequency band (MHz)	2400 - 2500	5150 - 5850	2400 - 2500
Gain	3.74 dBi	4.58 dBi	3.0 dBi
VSWR	3.0:1 Max.	3.0:1 Max.	2.0:1 Max.
Polarization	Linear	Linear	Linear, vertical
XZ-Plane E-Plane (Side view)	 — 2.4 GHz	 — 5.15 GHz	 — 2.4 GHz — 2.45 GHz — 2.5 GHz
XY-Plane H-Plane (Top view)	 — 2.4 GHz	 — 5.15 GHz	 — 2.4 GHz — 2.45 GHz — 2.5 GHz
HPBW/Horizontal	● 360°	● 360°	● 360°
HPBW/Vertical	▶ 75°	▶ 90°	▶ 80°
Front to back ratio	-	-	-
Impedance	50 Ω	50 Ω	50 Ω
Connector	RP-SMA plug	RP-SMA plug	RP-SMA plug
Survival wind speed	-	-	-
Temperature	-20°C to 65°C/-4°F to 149°F	-20°C to 65°C/-4°F to 149°F	-20°C to 65°C/-4°F to 149°F
Humidity	10% to 95%	10% to 95%	95% @ 40°C (104°F)
Radome color	White	White	White
Radome material	TPEE	TPEE	TPEE/PC/PBT
Dimensions (WxDxH)(mm/in.)	162.8 x 13 x 13/ 6.41 x 0.51 x 0.51	162.8 x 13 x 13/ 6.41 x 0.51 x 0.51	137 x 12.5 x 12.5/ 5.40 x 0.49 x 0.49
Weight (g/lb.)	15/0.03	15/0.03	13/0.03

For more product information, visit us on the web at www.zyxel.com

Copyright © 2022 Zyxel and/or its affiliates. All rights reserved.
All specifications are subject to change without notice.



07/03/22