

ExSite Pro PTZ and ExSite Pro IR PTZ

2 MP

Uncompromised and affordable safety for hazardous environments

Industrial applications have unique challenges. From navigating high safety risks and demanding environments to complying with rigorous regulations, industrial and hazardous facilities require cameras that can withstand tough conditions and fulfill multiple compliance requirements. The ExSite Pro PTZ and ExSite Pro IR PTZ explosion-proof cameras deliver 360° views for wide area coverage and enhanced situational awareness. Capture highly-detailed images in challenging lighting environments with high-resolution and high optical zoom capability, even within low light settings. Gain long-range, crystal-clear footage in the darkest areas with the ExSite Pro IR PTZ camera and its built-in IR illuminator. Designed with aluminum housing, these lightweight and outdoor-rated cameras are ideal for inland oil and gas, agriculture, manufacturing and chemical facilities.



Features



Pelco Smart Analytics

Enhanced object detection and classification for quicker, decisive responses.¹



Explosion-Proof

Meets explosion-proof and dust ignition-proof requirements and complies with global standards (UL, CSA, ATEX, IECEx, UKCA, INMETRO and KCs pending).



Ready For Tough Environments

Safe in extreme temperatures from -40°C to 60°C (-40°F to 140°F), combined with IP 66/67/68/69 rating for dust and water resistance.



Low Light Technology

Offers excellent image detail in low-light settings.



H.264 and H.265 With Smart Compression

Retains high image quality and optimizes compression levels to minimize bandwidth and storage needs.



ONVIF® Conformant

ONVIF Profile S, G, T and M conformance for easy integration with any third-party VMS. Also integrates with Pelco VideoXpert.



True Wide Dynamic Range

Captures high-quality image details in scenes with dark and light backgrounds.



Peace of Mind

We back these cameras with a 3-year warranty, extendable to 5 years.

ONVIF is a trademark of Onvif, Inc.

¹ Analytic capabilities are based on home position only.

For more information, contact your local Pelco sales representative today at pelco.com/about/contact-us/#form.



MOTOROLA SOLUTIONS

FELCO

Specifications

Image Performance		2.0 MP
Image Sensor		1/3" progressive scan CMOS
Active Pixels (H x V)		1944 (H) × 1212 (V)
Imaging Area (H x V)		5.568 mm (H) × 3.132 mm (V); 0.219 " (H) × 0.123 " (V)
IR Illumination Max Distance*	Dual head: 13° and 40° 16°	150m
IR Min Illumination		0.03 lux (F/1.6) in color mode; 0.02 lux F/1.6) in monochrome
Max LEDs	Number	11
	Wavelength	850nm
LED Configuration*	Wide beam angle of illumination	40° (horizontal), 16° (vertical)
	Spot beam angle of illumination	13° (horizontal), 13° (vertical)
Dynamic Range		Up to 120 dB
Image Rate		Up to 60 fps
Aspect Ratio (Resolution Scaling)		Down to (16:9) 384×216 or (5:4) 320×256
3D Noise Reduction Filter		Yes
S/N Ratio		More than 50dB

* The distances and the performance depend on the environmental conditions. Illumination activation by software can be activated via presets or the zoom factor, based on the scene brightness, from alarm input or manually.

Lens		2.0 MP
Lens		F1.6, 4.3-129 mm (30x zoom) remote focus and zoom
Angle of View	Horizontal	(16:9) 2.34° - 65.1°
	Vertical	(16:9) 1.36° - 38.4°
Zoom		Up to 30x

Image Control	
Video Compression	H.264 and H.265 Pelco Smart Compression, Motion JPEG
Streaming	Multi-stream H.264, Multi-stream H.265, Motion JPEG
Motion Detection	Pixel motion: Selectable sensitivity and threshold. Classified object detection
Electronic Shutter Control	Automatic, Manual (1/1 to 1/30,000 sec)
Iris Control	Automatic, Open, Closed
Day/Night Control	Automatic, Color, Monochrome, External
Flicker Control	60 Hz, 50 Hz
White Balance	Automatic, Manual
Backlight Compensation	On/Off
Privacy Zones	3D, up to 64 zones
Presets	500 named presets
Tours	10 named tours
Electronic Image Stabilization	Yes
Digital Defog	Adjustable/Off

Network	
Network	10BASE-T/100BASE-T (RJ45) and 100BASE-FX (SFP)
Ports	RJ45 connector (CAT5E cabling) and SFP slot
ONVIF	ONVIF compliance Profile M, Profile S, Profile T, and Profile G (www.onvif.org)
Security	Password protection, HTTPS encryption, digest authentication, WS authentication, user access log, 802.1x port based authentication
Protocols	IPv6, IPv4, HTTP, HTTPS, SOAP, DNS, NTP, RTSP, RTCP, RTP, TCP, UDP, IGMPv2, ICMP, DHCP, Zeroconf, ARP, HSTS
Streaming Protocols	RTP/UDP, RTP/UDP multicast, RTP/RTSP/TCP, RTP/RTSP/HTTP/TCP, RTP/RTSP/HTTPS/TCP, HTTP
Device Management Protocols	SNMP v2c, SNMP v3
Certifications	
Certifications/Directives	cULus, CE, UKCA, ROHS, KC, BIS
Safety	UL 62368-1, CSA 62368-1, IEC/EN 62368-1, IEC/EN 62471, IS13252(PART1):2010/IEC60950-1:2005
Hazardous	ATEX (EN IEC 60079-0, EN 60079-1, EN 60079-31), IECEx (IEC 60079-0, IEC 60079-1, IEC 60079-31), UL listed for USA (UL 60079-0, UL 60079-1, UL 60079-31), UL listed for Canada (CAN/CSA-C22.2 NO. 60079-0, CAN/CSA-C22.2 NO. 60079-1, CAN/CSA-C22.2 NO. 60079-31)
Environmental and Performance	UL/CSA/IEC 60950-22, IEC 62262 Impact Rating (enclosure only), IEC 60529 IP69 Weather Rating,
	IEC 60068-2-1, IEC 60068-2-2, IEC 60068-2-6, IEC 60068-2-30, IEC 60068-2-52
	NEMA TS 2 para 2.2.7 - 2.2.9, Type 4X and 6P
Electromagnetic Emissions	FCC Part 15 Subpart B Class A, IC ICES-003 Class A, EN 55032 Class A, EN 61000-6-4, EN 61000-3-2, EN 61000-3-3
Electromagnetic Immunity	EN 50130-4
Vibration test	EN 50130-5, EN 60068-2-6
Warranty	3-year limited warranty. 5-year extended warranty is available.

Explosion-proof certifications

EXPP - Certifications and Marking			
Certification	Marking	Ambient temperature	Cable entry temperature
UL 23 ATEX 3004X	Ex II 2G Ex db IIB+H2 T5 Gb Ex II 2D Ex tb IIIC T100°C Db	-40°C ≤ Ta ≤ +70°C	+81°C
	Ex II 2G Ex db IIC T6 Gb Ex II 2D Ex tb IIIC T85°C Db	-40°C ≤ Ta ≤ +60°C	+80°C
IECEX ULD 23.0012X	Ex db IIB+H2 T5 Gb Ex tb IIIC T100°C Db	-40°C ≤ Ta ≤ +70°C	+81°C
	Ex db IIC T6 Gb Ex tb IIIC T85°C Db	-40°C ≤ Ta ≤ +60°C	+80°C
UK Ex - UL23UKEX2846X	Ex II 2G Ex db IIB+H2 T5 Gb Ex II 2D Ex tb IIIC T100°C Db	-40°C ≤ Ta ≤ +70°C	+81°C
	Ex II 2G Ex db IIC T6 Gb Ex II 2D Ex tb IIIC T85°C Db	-40°C ≤ Ta ≤ +60°C	+80°C
cULus E319666 Hazardous Location America	Class I, Zone 1, AEx db IIB+H2 T5 Gb Zone 21, AEx tb IIIC T100°C Db Class I, Div 2, Group B, C, D T5 Class II, Div 2, Group F, G T100°C	-40°C ≤ Ta ≤ +70°C	+81°C
	Class I, Zone 1, AEx db IIC T6 Gb Zone 21, AEx tb IIIC T85°C Db Class I, Div 2, Group A, B, C, D T6 Class II, Div 2, Group F, G T100°C	-40°C ≤ Ta ≤ +60°C	+80°C
cULus E319666 Hazardous Location Canada	Ex db IIB+H2 T5 Gb X Ex tb IIIC T100°C Db X Class I, Div 2, Group B, C, D T5 Class II, Div 2, Group F, G T100°C	-40°C ≤ Ta ≤ +70°C	+81°C
	Ex db IIC T6 Gb X Ex tb IIIC T85°C Db X Class I, Div 2, Group A, B, C, D T6 Class II, Div 2, Group F, G T85°C	-40°C ≤ Ta ≤ +60°C	+80°C

EXPL - Certifications and Marking			
Certification	Marking	Ambient temperature	Cable entry temperature
UL 23 ATEX 3004X	Ex II 2G Ex db IIB+H2 T5 Gb Ex II 2D Ex tb IIIC T100°C Db	-40°C ≤ Ta ≤ +70°C	+82°C
	Ex II 2G Ex db IIC T6...T5 Gb Ex II 2D Ex tb IIIC T85°C...T100°C Db	-40°C ≤ Ta ≤ +55°C or +60°C	+80°C
IECEX ULD 23.0012X	Ex db IIB+H2 T5 Gb Ex tb IIIC T100°C Db	-40°C ≤ Ta ≤ +70°C	+82°C
	Ex db IIC T6...T5 Gb Ex tb IIIC T85°C...T100°C Db	-40°C ≤ Ta ≤ +55°C or +60°C	+80°C
UK Ex - UL23UKEX2846X	Ex II 2G Ex db IIB+H2 T5 Gb Ex II 2D Ex tb IIIC T100°C Db	-40°C ≤ Ta ≤ +70°C	+82°C
	Ex II 2G Ex db IIC T6...T5 Gb Ex II 2D Ex tb IIIC T85°C...T100°C Db	-40°C ≤ Ta ≤ +55°C or +60°C	+80°C
cULus E319666 Hazardous Location America	Class I, Zone 1, AEx db IIB+H2 T4 Gb Zone 21, AEx tb IIIC T135°C Db Class I, Div 2, Group B, C, D T4 Class II, Div 2, Group F, G T135°C	-40°C ≤ Ta ≤ +70°C	+84°C
	Class I, Zone 1, AEx db IIC T4 Gb Zone 21, AEx tb IIIC T135°C Db Class I, Div 2, Group A, B, C, D T4 Class II, Div 2, Group F, G T135°C	-40°C ≤ Ta ≤ +55°C or +60°C	+84°C
cULus E319666 Hazardous Location Canada	Ex db IIB+H2 T4 Gb X Ex tb IIIC T135°C Db X Class I, Div 2, Group B, C, D T4 Class II, Div 2, Group F, G T135°C	-40°C ≤ Ta ≤ +70°C	+84°C

EXPL - Certifications and Marking			
	Ex db IIC T4 Gb X Ex tb IIIC T85°C Db X Class I, Div 2, Group A, B, C, D T4 Class II, Div 2, Group F, G T135°C	-40°C ≤ Ta ≤ +55°C or +60°C	+84°C

Mechanical		
Dimensions (LxWxH)	EXPP	383 mm x 267 mm x 463 mm; 15" x 10.5" x 18.2"
	EXPL	540 mm x 267 mm x 463 mm; 21.2" x 10.5" x 18.2"
Weight	EXPP	20.9 kg; 46 lbs
	EXPL	25.4 kg; 56 lbs
Construction		Aluminum
Finish		Powder-coated, anodized and copper-free aluminum
Pan Movement		360° continuous
Vertical Tilt		-90° to 90°
Maximum Pan/Tilt Speed		100°/s
Wiper		Yes
Cable Entry		2 x 3/4" NPT
Pre-Set Accuracy		0.2°

Electrical	
Local Storage	SD card support (Class V10 or better recommended)
Ports	10BASE-T/100BASE-T, RJ45 connector (CAT5E cabling) and SFP slot
Power Consumption	100 W max.
Input Voltage (Power)	From 100 VAC to 240 VAC ±10%, 1.2 A, 50/60 Hz
Input for Remote Reset	1
Alarm Inputs	1
Relay Outputs	2 (1A, 30 VAC/60 VDC max)
Audio Input and Output	None
Integrated power supply for washing system	24 VDC, 12 Wmax

Environmental	
Operating Temperature	-40 °C to +60 °C (-40 °F to 140 °F)
Storage Temperature	-40 °C to +60 °C (-40 °F to 140 °F)
Humidity	5% - 95% non-condensing
Housing Climate Control	Built-in heater and fan
Cold Start	Up to 2 hour startup delay at temperature lower than -10 °C (14 °F)
Wind Resistance	Ptz static: 200km/h (125mph) max. Ptz operational at maximum speed: 130km/h (81 mph) max.

Analytics Specifications

Supported Analytics Events*	
Objects in Area	The event is triggered when the selected object type moves into the region of interest.
Object Loitering	The event is triggered when the selected object type moves into the region of interest, then stays for an extended amount of time.
Objects Crossing Beam	The event is triggered when the specified number of objects have crossed the directional beam that is configured over the camera's field of view. The beam can be unidirectional or bidirectional.
Object Appears or Enters Area	The event is triggered by each object that enters the region of interest and can also be used to count objects.

Supported Analytics Events*	
Object Not Present in Area	The event is triggered when no objects are present in the region of interest.
Objects Enter Area	The event is triggered when the specified number of objects have entered the region of interest.
Objects Leave Area	The event is triggered when the specified number of objects have left the region of interest.
Object Stops in Area	The event is triggered when an object moves into a region of interest and then stops moving for the specified threshold time.
Direction Violated	The event is triggered when an object moves in the prohibited direction of travel.
Sabotage Detection	The event is triggered when the scene unexpectedly changes.

*Pelco Smart Analytics powered by Motorola Solutions.

System model numbers

System Resolution	Model	Description
2 MP 30X	EXPP1-2X30-EPT-00A0M3	ExSite Pro Series 1, 2MP 30x Zoom, Aluminum PTZ, Mains 100-240Vac
2 MP 30X	EXLP1-2X30-EPT-85B0M3	ExSite Pro Series 1, 2MP 30x Zoom, Aluminum PTZ, Mains with IR illuminator 850nm, SPOT and WIDE lenses Mains 100-240Vac

Mounting accessories

Part	Description
MPXCW	Corner mount adapter for use with ExSite cameras. Max load 50 kg (110 lb.). AISI 316L stainless steel.
MPXCOL	Pole mount adapter for use with ExSite cameras. For pole diameters from 110 mm (4.3") to 150 mm (5.9"). Max load 50 kg (110 lb.). AISI 316L stainless steel.
XWBA	AISI 316L stainless steel wall bracket.
XWBTA	AISI 316L stainless steel parapet or ceiling mounting bracket.

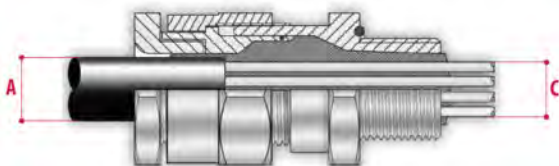
Cabling

Item	Description
EXPRO1CABLARM101	Cabling, 10m (32.8 ft), armored cable, barrier cable gland
EXPRO1CABLARM41	Cabling, 4m (13.1 ft), armored cable, barrier cable gland

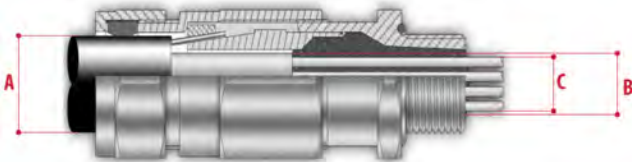
Cable Glands and Accessories 3/4" NPT

Type	Certification	Operating Temp.	Cable	Part Number	Maximum diameter of the external sheath (A)	Maximum diameter of the internal sheath (B)	Maximum diameter of the conductors bundle (C)
Barrier Cable Gland	IECEX / ATEX / EAC Ex	-60°C (-76°F) / +135°C (+275°F)	Unarmored	OCTEXB3/4P	20.0 mm (0.78 in)	-	17.8 mm (0.7in)
			Armored	OCTEXBA3/4P	16.8 - 23.9 mm (0.66-0.94 in)	20 mm (0.79 in) max	17.8 mm (0.7 in)
Cable Gland with Gasket	IECEX / ATEX / EAC Ex	-60°C (-76°F) / +100°C (+212°F)	Unarmoured	OCTEX3/4C	13.0 - 20.2 mm (0.51-0.79 in)	-	-
		-60°C (-76°F) / +80°C (+176°F)	Armored	OCTEXA3/4C	16.9 - 26.0 mm (0.66-	11.1 - 19.7 mm (0.44 -	-


Type	Certification	Operating Temp.	Cable	Part Number	Maximum diameter of the external sheath (A)	Maximum diameter of the internal sheath (B)	Maximum diameter of the conductors bundle (C)
Plug EX 3/4"NPT	IECEX / ATEX / EAC Ex	-100°C (-148°F) / +400°C (+752°F)	-	OEXPLUG3/4P	1.02 in)	0.78 in)	-
Conduit Sealing Fitting	IECEX / ATEX / cCSAus / EAC Ex	-60°C (-76°F) / +80°C (+176°F)	-	OCTEXP3/4C	-	-	11.0 mm (0.43 in)
Reduction 3/4" NPT x 1/2" NPT	IECEX / ATEX / EAC Ex	-100°C (-148°F) / +400°C (+752°F)	-	OCTEX1/2-3/4P	-	-	-



Barrier cable gland with unarmoured cable



Barrier cable gland with armoured cable



Cable gland with gasket with unarmoured cable



Cable gland with gasket with armoured cable



Conduit sealing fitting

Explosion-Proof Communication Box

A communication box includes a 3-port RJ45 and 1 SFP port Ethernet switch and 24 VAC output for powering up to one of the following:

- 2x EXC2602 fixed compact cameras
- 2x EXF2230 fixed cameras with 2x washer pump
- 1x EXP2230 PTZ camera with 1x washer pump

Part #	Description
MBX1MAA MBX2MAA MBX3MAA	AISI 316L stainless steel housing, 230 VAC input. AISI 316L stainless steel housing, 24 VAC input. AISI 316L stainless steel housing, 120 VAC input.
MBXMP	Adapter plate for communication box to MPXCOL or MPXCW mounts. AISI 316L stainless steel housing.
MBXWRE	Wrench for opening communication boxes, MBX.
MPXCOL	Pole mount adapter for use with ExSite cameras. For pole diameters from 110 mm (4.3") to 150 mm (5.9"). Max load 50 kg (110 lb.). AISI 316L stainless steel.
MPXCW	Corner mount adapter for use with ExSite cameras. Max load 50 kg (110 lb.). AISI 316L stainless steel.

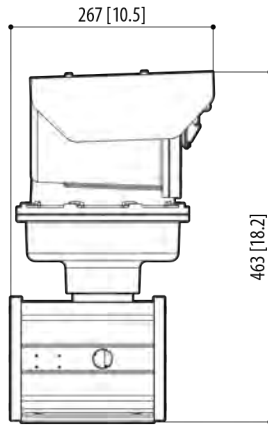
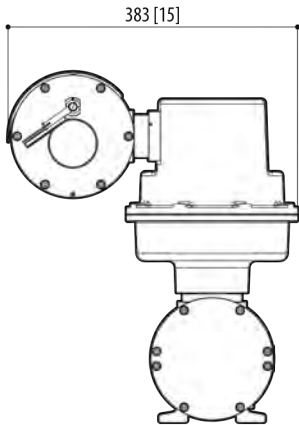
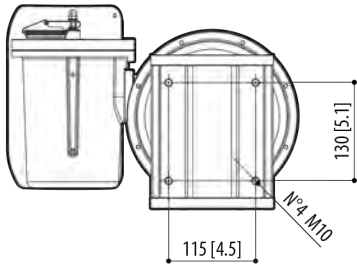
Explosion-Proof Washer

A 10L (2.6 gal) tank with integrated manual pump and delivery up to 20m (66 ft), 24 VAC/VDC input.

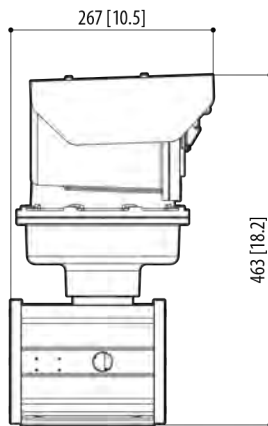
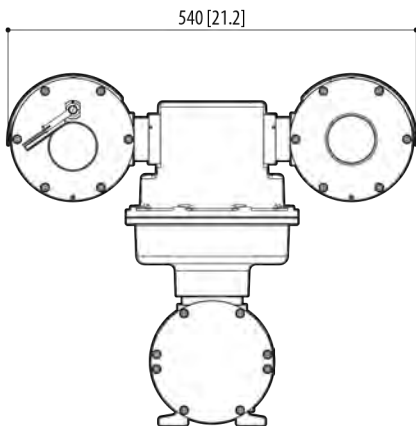
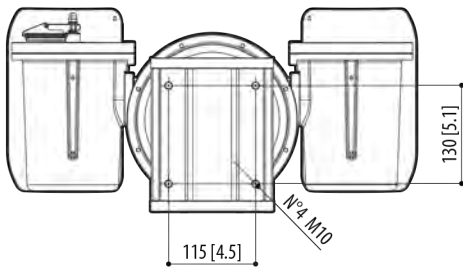
Part #	Description
WASEX2T4AT WASEX2T4IC WASEX2T4IN WASEX2T4KC WASEX2T4GOR WASEX2T4UL	ATEX certified solenoid valve. IECEX certified solenoid valve. INMETRO certified solenoid valve. KCS certified solenoid valve (only 24 VDC). EAC Ex certified solenoid valve. cULus certified solenoid valve.
NXCOL	Pole mount adapter for use with EXF2230 cameras or explosion protected washers. For pole diameters from 110 mm (4.3") to 150 mm (5.9"). Max load 50 kg (110 lb.). AISI 316L stainless steel.
NXCW	Corner mount adapter for use with EXF2230 cameras or explosion protected washers. Max load 50 kg (110 lb.). AISI 316L stainless steel.

Dimensions

EXPP



EXPL



Values in parentheses are inches; all others are millimeters.

Support

Learn more and find additional documentation at pelco.com or email support@pelco.com for specific product support.



Feb 2024 | | Rev 3

© 2024, Motorola Solutions, Inc. All rights reserved. MOTOROLA, MOTO, MOTOROLA SOLUTIONS, and the Stylized M Logo are trademarks or registered trademarks of Motorola Trademark Holdings, LLC and are used under license. Pelco, the Pelco logo, and other trademarks associated with Pelco products referred to in this publication are trademarks of Pelco, Inc. or its affiliates. All other product names and services are the property of their respective companies. Product specifications and availability are subject to change without notice.