



COMET

3N72 Mono-Glass Module
655W-690W


Technical Features:

 Partial Shading Optimisation

 Better Temperature Coefficient

 High Temperature Restriction

 Micro-crack Resistance

 Higher Power

 Lower BOS

 More Aesthetic Values

 Infinite Technology



red dot winner 2023



Product Warranty
Extendable to 25years*



Performance Warranty



Warranty partner

Munich RE 

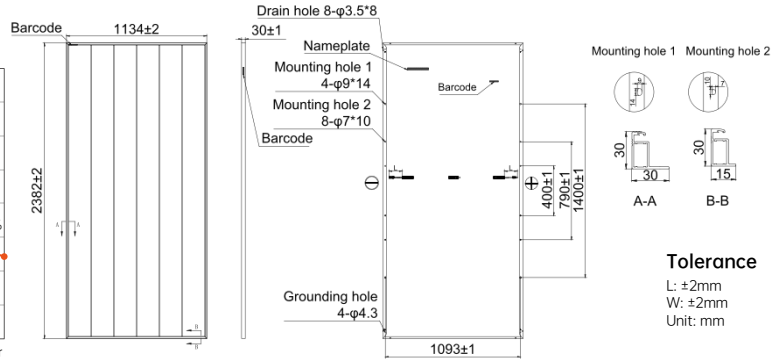
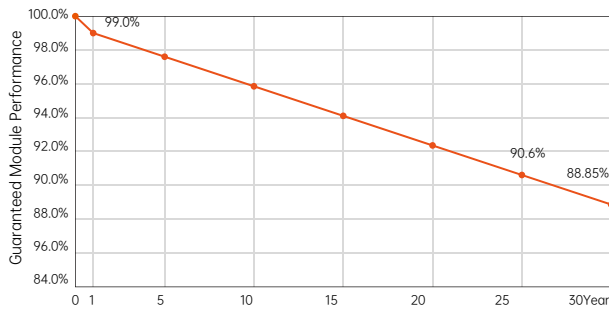
690W
Output

25.5%
Efficiency

≤1%
First-year Degradation

≤0.35%
Annual Degradation from Year 2-30

30-year Linear Performance Warranty



Tolerance
L: ±2mm
W: ±2mm
Unit: mm

Electrical Characteristics (STC: AM1.5 1000W/m ² 25°C NOCT: AM1.5 800W/m ² 20°C 1m/s)																Power Tolerance:0~ + 3%	
Module Type	AIKO-A655-MDE72Mw		AIKO-A660-MDE72Mw		AIKO-A665-MDE72Mw		AIKO-A670-MDE72Mw		AIKO-A675-MDE72Mw		AIKO-A680-MDE72Mw		AIKO-A685-MDE72Mw		AIKO-A690-MDE72Mw		
Test Conditions	STC	NOCT	STC	NOCT	STC	NOCT	STC	NOCT	STC	NOCT	STC	NOCT	STC	NOCT	STC	NOCT	
P _{max} [W]	655	496	660	500	665	504	670	508	675	512	680	515	685	519	690	523	
V _{oc} [V]	54.10	51.33	54.20	51.42	54.35	51.56	54.50	51.71	54.65	51.85	54.80	51.99	55.00	52.18	55.20	52.37	
V _{mp} [V]	45.40	43.07	45.50	43.17	45.60	43.26	45.70	43.36	45.80	43.45	45.90	43.55	46.00	43.64	46.10	43.74	
I _{sc} [A]	15.16	12.25	15.22	12.30	15.28	12.35	15.35	12.40	15.41	12.45	15.47	12.5	15.53	12.55	15.59	12.6	
I _{mp} [A]	14.43	11.54	14.51	11.60	14.59	11.66	14.67	11.72	14.74	11.79	14.82	11.85	14.90	11.91	14.97	11.97	
Module Efficiency	24.2%		24.4%		24.6%		24.8%		25.0%		25.2%		25.4%		25.5%		

Product Specification

Cell Type	N-Type ABC
Glass	3.2mm tempered glass
Backsheet	High weather resistant backsheet
Frame	Anodized aluminum
Cable	4mm ² (IEC) 12AWG(UL) +400mm, -200mm/±1400mm or Customized Length
No. of Cells	144(6*24)
Junction Box	IP68, 3 bypass diodes
Connector	MC4 Compatible/Original MC4-EVO2A
Weight	28.2kg±3%
Dimension	2382*1134*30mm
Package Detail	36pcs per pallet / 144pcs per 20'GP / 720pcs per 40'HC

Temperature Ratings (STC)

Temperature Coefficient of I _{sc}	+ 0.05%/ °C
Temperature Coefficient of V _{oc}	- 0.22%/ °C
Temperature Coefficient of P _{max}	- 0.26%/ °C

Installation Guide

Operation Temperature	-40°C - +70°C
Maximum Series Fuse Rating	25A
Protection Class	Class II
Maximum System Voltage	DC1500V
Maximum Static Loading	Front 5400Pa Back 2400Pa
Hail Test	25 mm diameter hail at 23 m/s
Fire Rating	IEC Class C



www.aikosolar.com
marketing@aikosolar.com

*AIKO reserves right to update the specification without notice
*Optional Munich Re coverage is available upon request
202601 V1.1_EN