

Enclosure: Junction Box with Terminals (Stainless Steel), JBE3 Series

Increased Safety and Dust protection by enclosure

Zone 1 & 2 – 21 & 22



Application

The JBE3 junction boxes are designed for instrument, control and distribution panel. They are suitable for Ex e increased safety equipment or Ex i intrinsic safe terminal blocks for hazardous areas, zone 1, 2 and zone 21, 22.

Specification

Housing material : Stainless steel, SUS 304 or SUS 316
1.2mm. thickness
Sealing gasket : Neoprene (CR)
Bolts : Stainless steel, SUS 304 or SUS 316

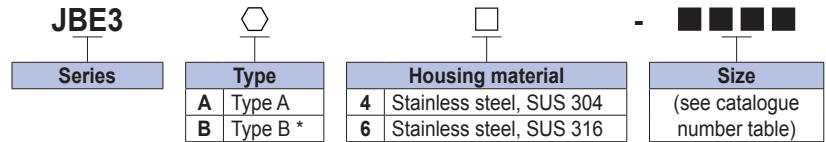
Electrical Rating

Rated voltage : up to 750V. (non-intrinsic safe circuit)
up to 375V. (intrinsic safe circuit)
Rated current : up to 240A.
(depending on type of terminal used)

Technical Data

Hazardous Area	Gas		Dust
Zones	0	1 & 2	21 & 22
Equipment Group/Category	II 1G	II 2G	II 2D
Symbol of Protection	Ex ia IIC T6/T5 Ga	Ex eb IIC T6/T5 Gb	Ex tb IIIC T80°C/ T95°C Db
Conformity to Standards	EN IEC 60079-0:2018, EN IEC 60079-7:2015/A1:2018, EN 60079-31:2014		
Ambient Temperature	-40°C to +65°C		
Index of Protection	IP66		
Entries	NPT or Metric threads		
Mounting	Wall mount		
Rated Voltage	Max. 750V.ac 50/60Hz.		


Catalogue Number Logic



* Used together with Control Box, DCT1D only



Type A



Type B

Entries	Entries Plate Drill Hole
M20x1.5	Ø21.5mm.
M25x1.5	Ø27.0mm.
M32x1.5	Ø33.5mm.
M40x1.5	Ø42.5mm.
M50x1.5	Ø50.5mm.

Cat. No.	Maximum entries thread size (Bottom)				
	M20x1.5	M25x1.5	M32x1.5	M40x1.5	M50x1.5
JBE3□-141410	2	2	-	-	-
JBE3□-181812	3	2	2	1	-
JBE3□-182512	3	2	2	1	-
JBE3□-202512	3	3	2	2	-
JBE3□-202016	6	5	2	2	1
JBE3□-352016	12	9	4	3	2
JBE3□-202515	6	5	2	2	1
JBE3□-282015	9	7	3	2	2
JBE3□-202516	6	5	2	2	1
JBE3□-402016	14	11	4	4	3
JBE3□-202520	9	5	3	3	1
JBE3□-282520	14	7	5	4	2
JBE3□-302516	6	4	2	2	1
JBE3□-402516	14	11	4	4	3
JBE3□-302515	10	4	3	3	2
JBE3□-352511	6	5	4	3	-
JBE3□-352521	18	14	7	6	3
JBE3□-353016	12	9	4	3	3
JBE3□-404020	21	11	8	7	3
JBE3□-504020	27	14	11	9	4
JBE3□-503516	18	14	6	5	4
JBE3□-504019	27	14	11	5	4
JBE3□-505018	27	14	11	5	4
JBE3□-655018	36	19	15	6	5
JBE3□-505021	27	21	11	9	4
JBE3□-705021	39	30	16	13	5
JBE3□-608020	33	26	13	11	5
JBE3□-906020	51	41	21	17	7

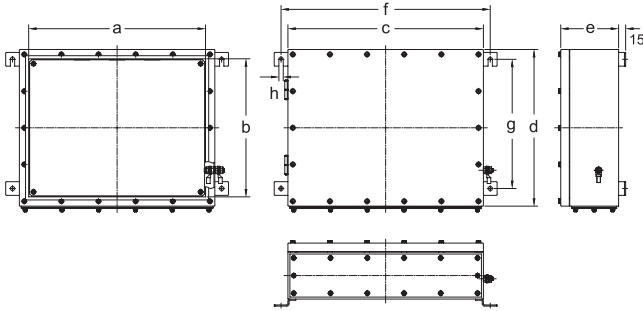
Enclosure: Junction Box with Terminals (Stainless Steel), JBE3 Series

Increased Safety and Dust protection by enclosure

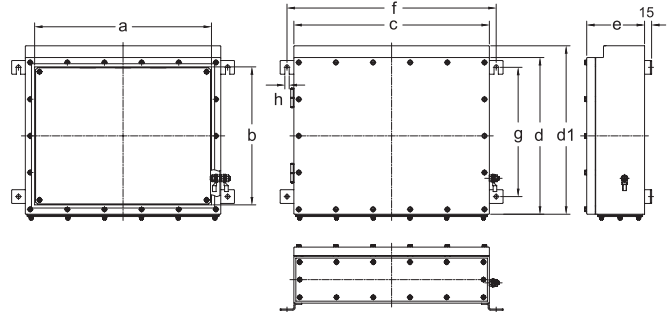
Zone 1 & 2 – 21 & 22

Dimension

Junction Box with terminals, Type A



Junction Box with terminals, Type B



Cat. No.	Dimension in mm.							
	Internal		External			Mounting		
	a	b	c	d	e	f	g	h
JBE3A□-141410	90	90	140	140	107	175	75	11
JBE3A□-181812	130	130	180	180	125	215	115	11
JBE3A□-182512	130	200	180	250	125	215	185	11
JBE3A□-202512	150	200	200	250	125	235	185	11
JBE3A□-202016	150	150	200	200	164	235	135	11
JBE3A□-352016	300	150	350	200	164	385	135	11
JBE3A□-202515	150	200	200	250	155	235	185	11
JBE3A□-282015	230	150	280	200	155	315	135	11
JBE3A□-202516	150	200	200	250	164	235	185	11
JBE3A□-402016	350	150	400	200	164	435	135	11
JBE3A□-202520	150	200	200	250	206	235	185	11
JBE3A□-282520	230	200	280	250	206	315	185	11
JBE3A□-302516	150	200	200	250	166	235	185	11
JBE3A□-402516	350	200	400	250	166	435	185	11
JBE3A□-302515	250	200	300	250	151	335	185	11
JBE3A□-352511	300	200	350	250	113	385	185	11
JBE3A□-352521	300	200	350	250	211	385	185	11
JBE3A□-353016	300	250	350	300	161	385	235	11
JBE3A□-404020	350	350	400	400	202	435	335	11
JBE3A□-504020	450	350	500	400	202	535	335	11
JBE3A□-503516	450	300	500	350	160	535	285	11
JBE3A□-504019	450	350	500	400	194	535	335	11
JBE3A□-505018	450	450	500	500	184	535	435	11
JBE3A□-655018	600	450	650	500	184	685	435	11
JBE3A□-505021	450	450	500	500	212	535	435	11
JBE3A□-705021	650	450	700	500	212	735	435	11
JBE3A□-608020	550	750	600	800	207	635	735	11
JBE3A□-906020	850	550	900	600	207	935	535	11

Cat. No.	Dimension in mm.								
	Internal		External			Mounting			
	a	b	c	d	d1	e	f	g	h
JBE3B□-141410	90	90	140	140	162	107	175	75	11
JBE3B□-181812	130	130	180	180	202	125	215	115	11
JBE3B□-182512	130	200	180	250	272	125	215	185	11
JBE3B□-202512	150	200	200	250	272	125	235	185	11
JBE3B□-202016	150	150	200	200	222	164	235	135	11
JBE3B□-352016	300	150	350	200	222	164	385	135	11
JBE3B□-202515	150	200	200	250	272	155	235	185	11
JBE3B□-282015	230	150	280	200	222	155	315	135	11
JBE3B□-202516	150	200	200	250	269	164	235	185	11
JBE3B□-402016	350	150	400	200	219	164	435	135	11
JBE3B□-202520	150	200	200	250	280	206	235	185	11
JBE3B□-282520	230	200	280	250	280	206	315	185	11
JBE3B□-302516	150	200	200	250	280	166	235	185	11
JBE3B□-402516	350	200	400	250	280	166	435	185	11
JBE3B□-302515	250	200	300	250	280	151	335	185	11
JBE3B□-352511	300	200	350	250	280	113	385	185	11
JBE3B□-352521	300	200	350	250	280	211	385	185	11
JBE3B□-353016	300	250	350	300	330	161	385	235	11
JBE3B□-404020	350	350	400	400	429	202	435	335	11
JBE3B□-504020	450	350	500	400	429	202	535	335	11
JBE3B□-503516	450	300	500	350	377	160	535	285	11
JBE3B□-504019	450	350	500	400	434	194	535	335	11
JBE3B□-505018	450	450	500	500	537	184	535	435	11
JBE3B□-655018	600	450	650	500	537	184	685	435	11
JBE3B□-505021	450	450	500	500	534	212	535	435	11
JBE3B□-705021	650	450	700	500	534	212	735	435	11
JBE3B□-608020	550	750	600	800	848	207	635	735	11
JBE3B□-906020	850	550	900	600	648	207	935	535	11