

## Application

The sealing fittings are used in a conduit system for zone 1, 2 and zone 21, 22 hazardous areas, to prevent the passage of gases, vapors or flames from one portion of the electrical installation to another through the conduit.

- EYS series for sealing in vertical position.
- EYK series for sealing in horizontal position.
- EYD series for sealing in vertical position and provide continuous water drain path.

## Specification

Body material : Marine grade copper-free aluminium alloy with polyester powder coated, RAL 7032 (Grey)

## Technical Data

<b>Hazardous Area</b>	<b>Gas</b>	<b>Dust</b>
<b>Zones</b>	<b>1 &amp; 2</b>	<b>21 &amp; 22</b>
<b>Equipment Group/Category</b>	<b>II 2G</b>	<b>II 2D</b>
<b>Symbol of Protection</b>	<b>Ex db IIC Gb</b>	<b>Ex tb IIIC Db</b>
<b>T Rating</b>	Temperature class of enclosure to which will be connected.	
<b>Conformity to Standards</b>	EN IEC 60079-0:2018, EN 60079-1:2014, EN 60079-31:2014	
<b>Ambeint Temperature</b>	-20°C to +75°C	
<b>Index of Protection</b>	IP66	



EYS



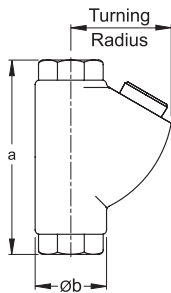
EYK



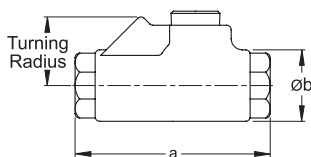
EYD

## Ordering Requirements and Dimension

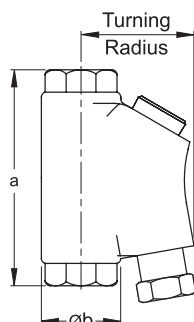
EYS



EYK



EYD



Cat. No.	Entries Thread (Female)	Dimension in mm.			Approx. Weight (kgs.)
		a	Ø b	Turning Radius	
<b>Vertical position</b>					
EYS 1	1/2" NPT	87.0	32.0	45.0 ✖	0.156
EYS 2	3/4" NPT	96.0	38.0	54.5 ✖	0.237
EYS 3	1" NPT	107.0	45.0	63.0 ✖	0.365
EYS 4	1-1/4" NPT	120.0	58.0	77.5 ✖	0.601
EYS 5	1-1/2" NPT	138.0	63.0	88.5 ✖	0.655
EYS 6	2" NPT	157.0	76.0	105.0 ✖	1.210
EYS 7	2-1/2" NPT	185.0	90.0	124.0 ✖	1.707
EYS 8	3" NPT	217.0	106.0	146.0 ✖	2.436
EYS 9	3-1/2" NPT	258.0	132.0	181.5 ✖	4.999
EYS 10	4" NPT	260.0	133.0	183.0 ✖	4.430
<b>Horizontal position</b>					
EYK 1	1/2" NPT	87.5	32.0	31.0 ✖	0.149
EYK 2	3/4" NPT	99.5	40.0	33.5 ✖	0.211
EYK 3	1" NPT	103.0	45.0	37.5 ✖	0.319
EYK 4	1-1/4" NPT	130.0	58.0	51.0 ✖	0.644
EYK 5	1-1/2" NPT	138.0	65.0	54.5 ✖	0.705
EYK 6	2" NPT	152.0	76.0	60.0 ✖	0.963
EYK 7	2-1/2" NPT	174.0	88.0	69.0 ✖	1.258
EYK 8	3" NPT	196.0	104.0	77.0 ✖	1.806
EYK 9	3-1/2" NPT	241.0	129.0	89.5 ✖	3.295
EYK 10	4" NPT	242.0	134.0	92.0 ✖	3.652
<b>Vertical position with drain</b>					
EYD 1	1/2" NPT	87.0	32.0	45.5 †	0.250
EYD 2	3/4" NPT	96.0	38.0	52.0 †	0.335
EYD 3	1" NPT	107.0	45.0	61.5 †	0.347

✖ Turning radius with cover or plug removed

† Turning radius with drain fitting removed