


5000-21.1024.4H
DS3-3C2/01-D24-50H



DS3
SOLENOID OPERATED
DIRECTIONAL CONTROL VALVE
WET ARMATURE

CETOP 03 (NG06)

P max.: 315 bar

Q max.: 60l/min

Q rated: 25 l/min @ Δp 2 bar

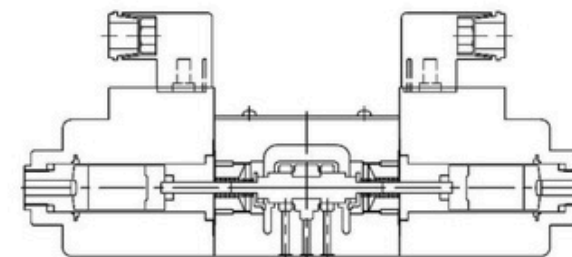
GENERAL SPECIFICATION:

Mounting according to CETOP, NFPA standard.

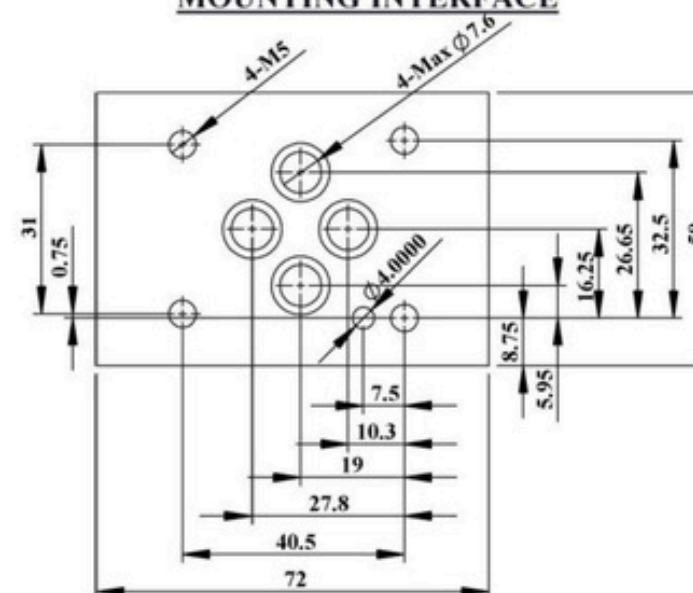
Cast-iron body with passage interchangeable for various centre spools. Wet armature solenoid, movable parts immersed in oil for self-lubrication and cooling circulation. Solenoid coil of different voltage is interchangeable within the same type of supply current, i.e. alternating (A.C) or direct (D.C).

Available in 4-ways 3-positions double solenoid spring centering, 4-ways 2-positions single solenoid spring centering or 4 ways 2 positions double solenoid with mechanical detent.

Special spools are available for wide range of application on request.

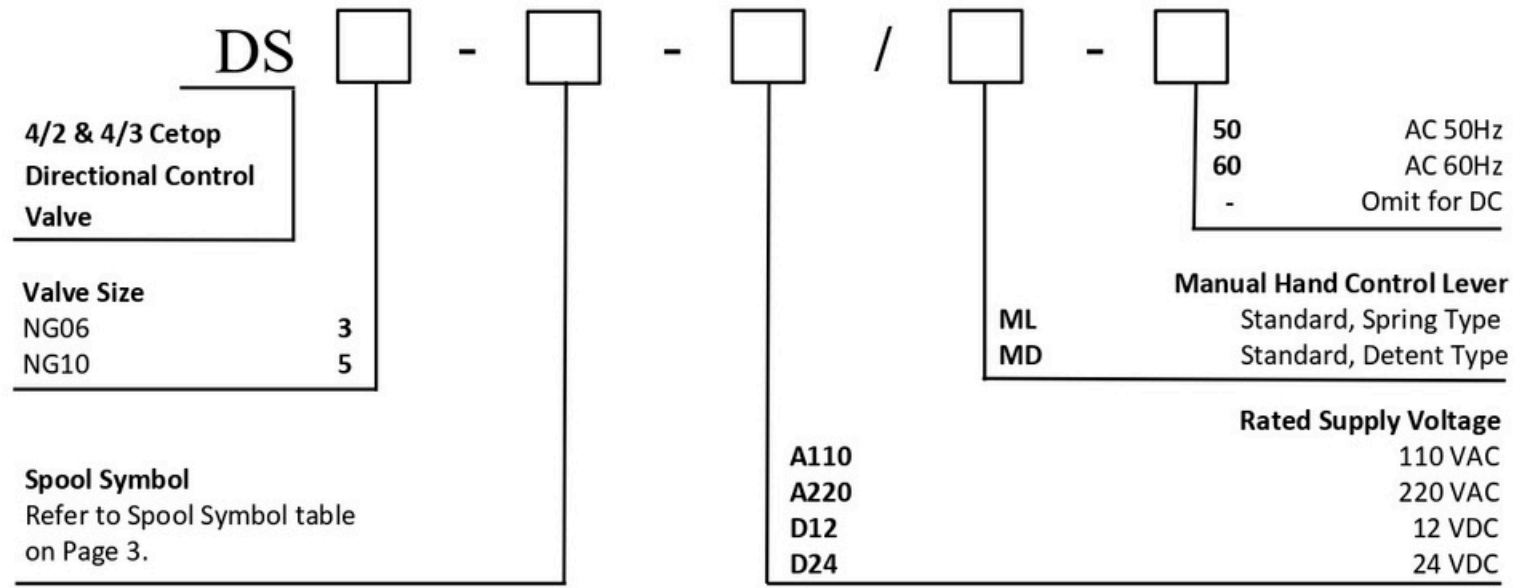


MOUNTING INTERFACE



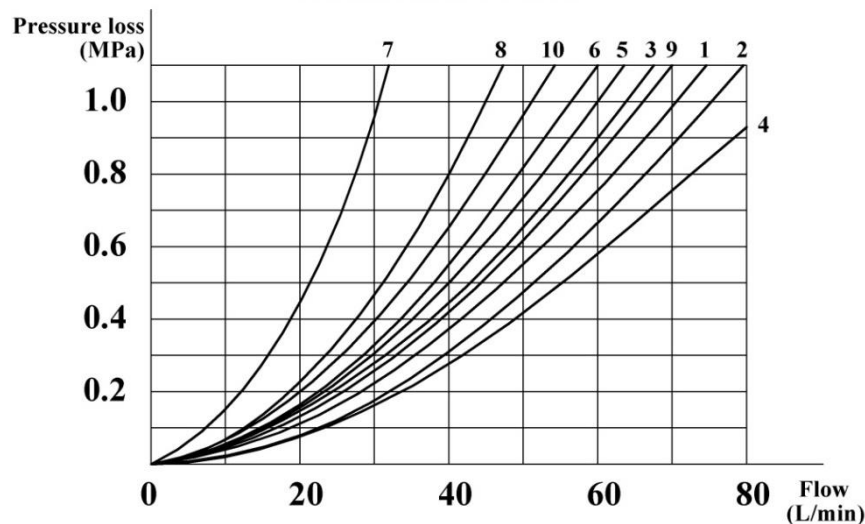
Maximum pressure P,A,B	bar	315
Maximum pressure P,A,B(3C6)	bar	250
Maximum back pressure on T	bar	100
Recommended flow rate @ Δp 2 bar	l/min	25
Working temperature range	$^{\circ}\text{C}$	5~80
Fluid viscosity range	cSt	20~300
Recommended fluid viscosity	cSt	32~46
Recommended filtration	μm	25
Mass :Double coil	Kg	2.1
Coil Voltage	Vdc	24
Current consumption (values \pm 10%)	A	1.29

ORDERING CODE



3C2/01		2B3/06	
3C3/02		2B3/06L	
3C4/03		2B3B/07	
3C6/04			

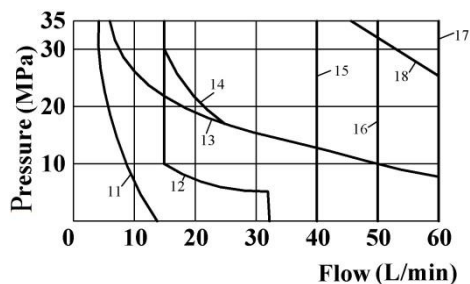
Performance curve



Function code	Direction			
	P→A	P→B	A→T	B→T
2B8,2B8L	3	3	-	-
2B3	1	1	3	1
2B2,2B2L	5	5	3	3
3C2	3	3	1	1
3C5	1	3	1	1
3C6	10	10	9	9
3C3	2	4	2	2
3C4	1	1	2	1
3C10,3C12	3	3	4	9
3C9	2	3	3	3
3C25	3	1	1	1
3C29	5	5	4	-
3C7	1	2	1	1

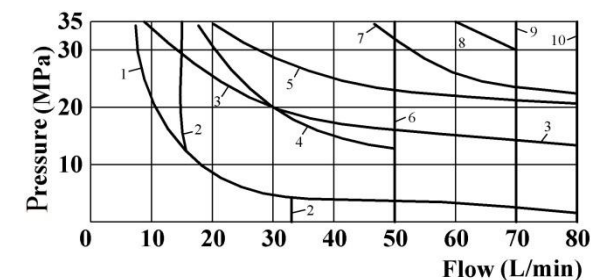
AC Solenoid operation

Curve	Symbol
11	2B8,2B8L1
12	3C7
13	2B8,2B8L
14	3C5,3C25
15	3C6
16	3C3
17	2N8,2D8,2N3,2D3
	2N2,2D2,3C2,3C4,3C10
	3C9,3C29,3C12
18	2B3,2B2,2B2L



DC Solenoid operation

Curve	Symbol
1	2B8,2B8L1
2	3C7
3	2B8,2B8L
4	3C5,3C25
5	3C4
6	3C6,3C3
7	2N8,2D8,3C10,3C12
8	2B3,2B2,2B2L
9	3C9
10	3C2,3C29,2N3,2D3, 2N2,2D2



DS3-DC Direct current